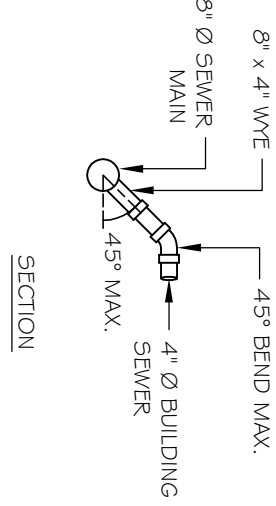
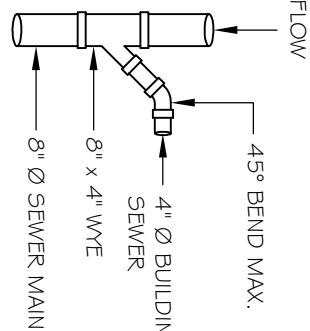


ALL UNDERGROUND CONDUIT INSTALLATIONS INCLUDING
COVER REQUIREMENTS, GROUNDING, AND PROTECTION
SHALL BE IN ACCORDANCE WITH THE
FOLLOWING REQUIREMENTS, AND SHALL BE IN ACCORDANCE WITH
CENTRAL HUDSON SPECIFICATIONS & REQUIREMENTS, AND
ANY OTHER UTILITY COMPANY REQUIREMENTS.

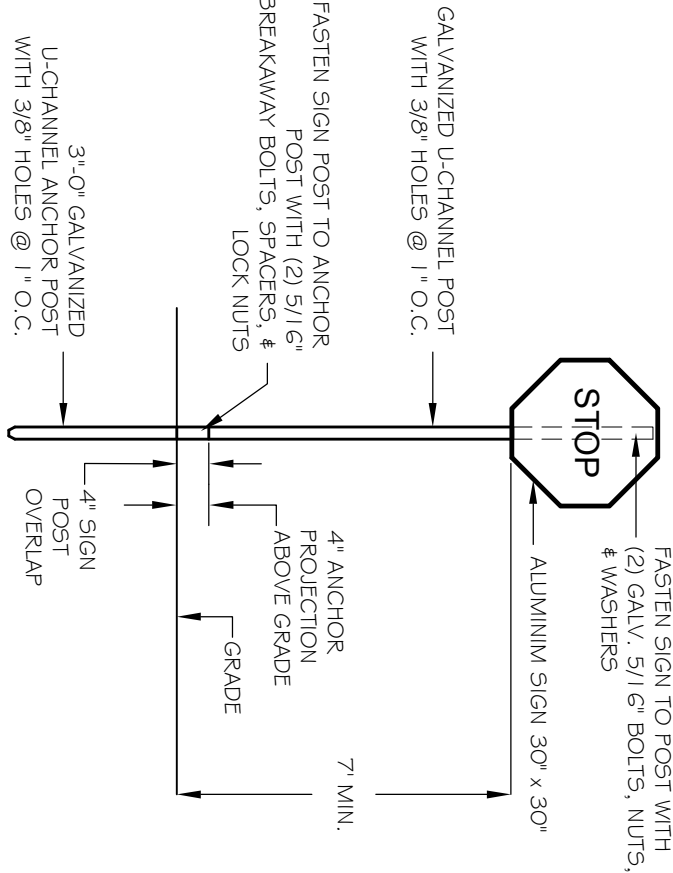
TYPICAL UTILITY TRENCH

N.T.S



TYPICAL SEWER SERVICE DETAIL

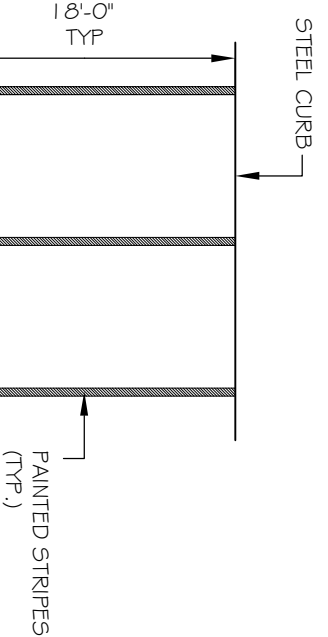
N.T.S



STOP SIGN TO BE TYPE A-1, STOP SIGN IN CONFORMANCE WITH THE
2009 EDITION OF THE MANUAL FOR CONFORMANCE WITH THE

STOP SIGN DETAIL

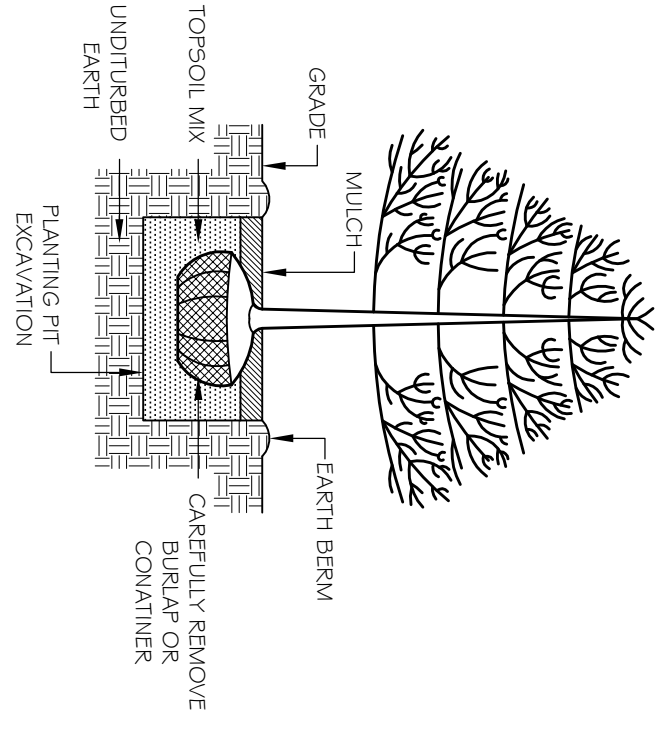
N.T.S



PARKING LOT STRIPING NOTE:
ALL PARKING STRIPES TO BE 4" PAINTED WHITE STRIPES

TYPICAL PARKING STRIPING DETAIL

N.T.S

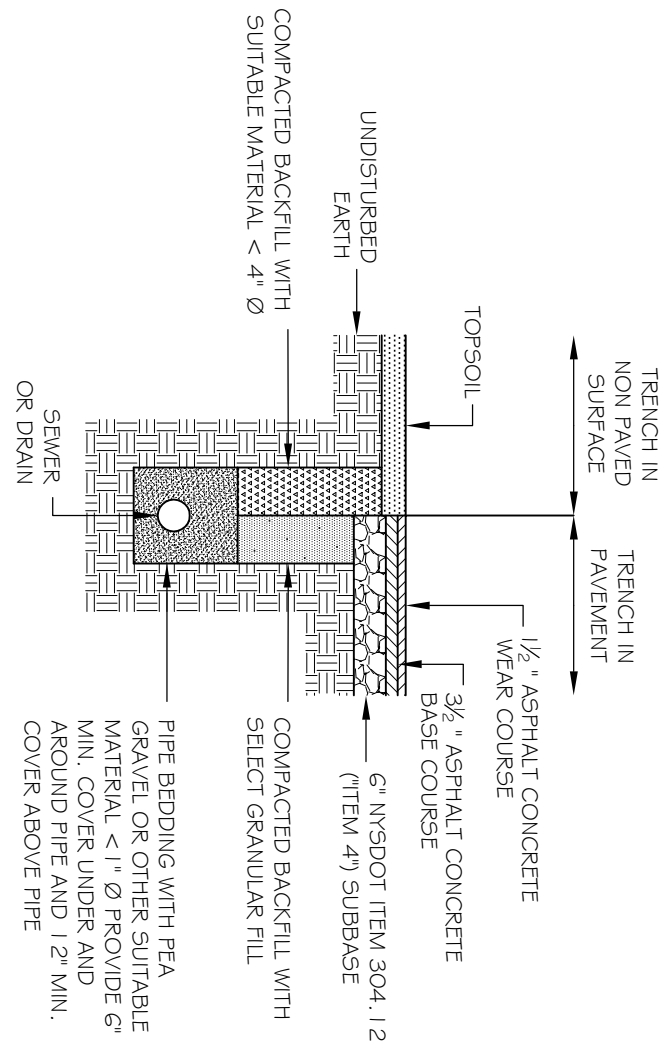


GENERAL PLANTING NOTES:

1. TRIM OR REMOVE ANY DAMAGED, DISPOSED, BROKEN OR WEAK BRANCHES IMMEDIATELY AFTER PLANTING.
2. PLANTING PIT EXCAVATION TO BE 2X WIDTH OF ROOT BALL.
3. MAINTAIN TOP OF ROOT BALL FLUSH WITH SOIL SURFACE OR 1"-2" ABOVE SURFACE.
4. TOPSOIL MIX TO BE 2 PARTS TOPSOIL TO ONE PART ORGANIC MULCH.
5. WATER PLANTS THOROUGHLY AFTER INSTALLATION.
6. PLANTS IN CONTAINERS - REMOVE CONTAINER AND LOOSEN ROOTS OF PLANTS IMMEDIATELY AFTER INSTALLATION.
7. STAKE TREES ONLY IF NECESSARY. STAKING IS NOT REQUIRED BUT IF INSTALLED STAKING MUST BE REMOVED NO LATER THAN ONE YEAR AFTER PLANTING.

TREE & SHRUB PLANTING DETAIL
B&B OR CONTAINER PLANTS

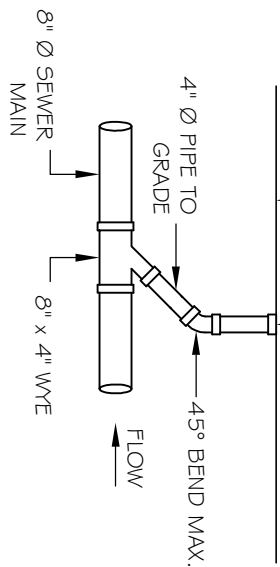
N.T.S



N.T.S

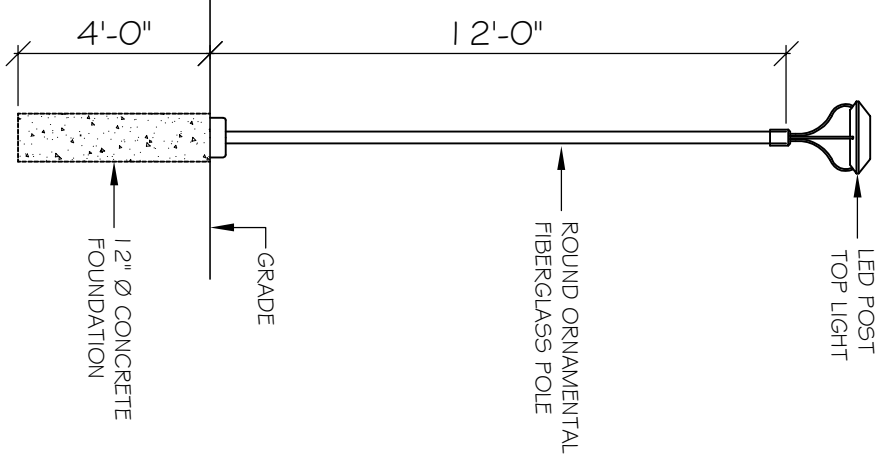
TYPICAL SEWER / DRAIN TRENCH

NOTE: ALL BACKFILL MATERIAL USED IN THE CITY OF BEACON ROAD RIGHT OF
WAY TO BE INSDOT ITEM NO. 304.1/2



TYPICAL SEWER CLEAN OUT DETAIL

N.T.S



SITE LIGHTING NOTES:

ALL POST LIGHTS TO BE MODEL # UPT9500VRL AS MANUFACTURED BY
THE CITY OF BEACON. ALL LIGHTS TO BE USED IN ACCORDANCE WITH THE
2009 EDITION OF THE MANUAL FOR CONFORMANCE WITH THE
PAVING PHOTOCONTROL. POST LIGHT PROVIDES DARK SKY DESIGN.

TYPICAL POST LIGHT DETAIL

N.T.S