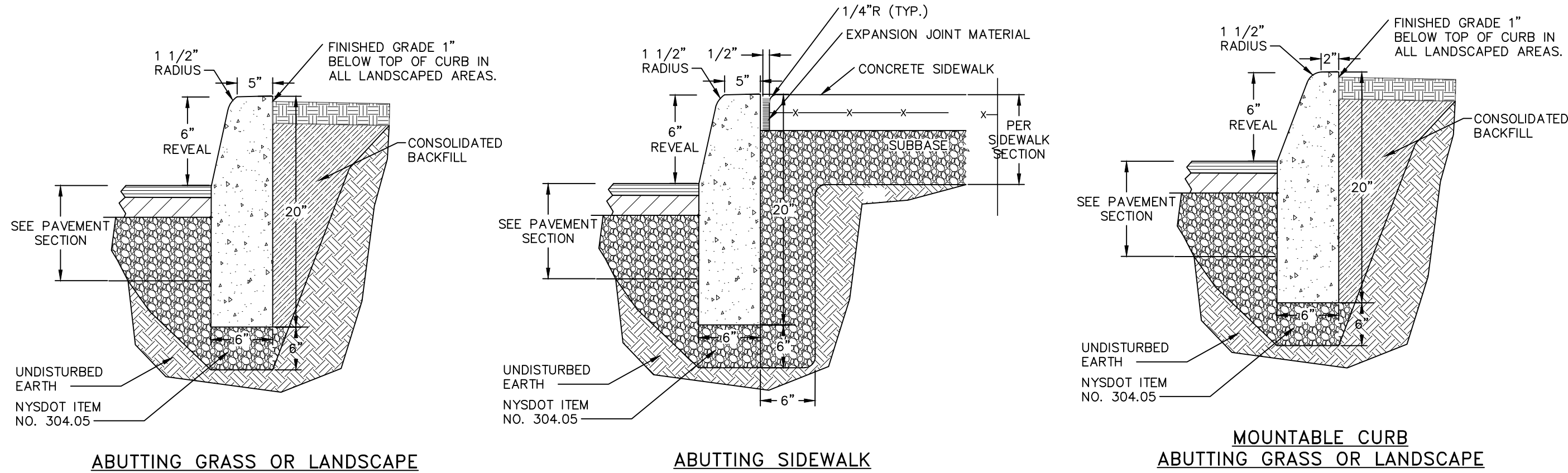
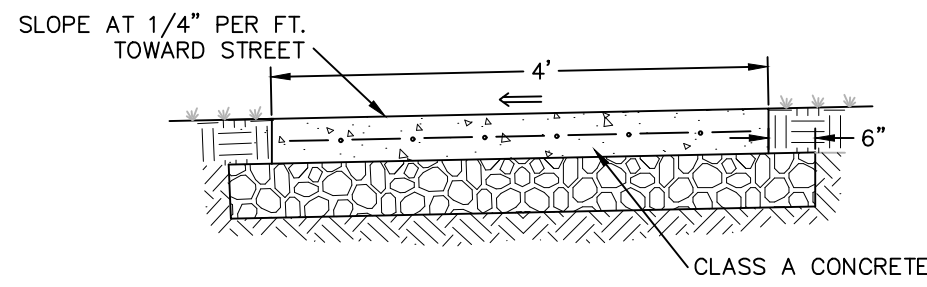
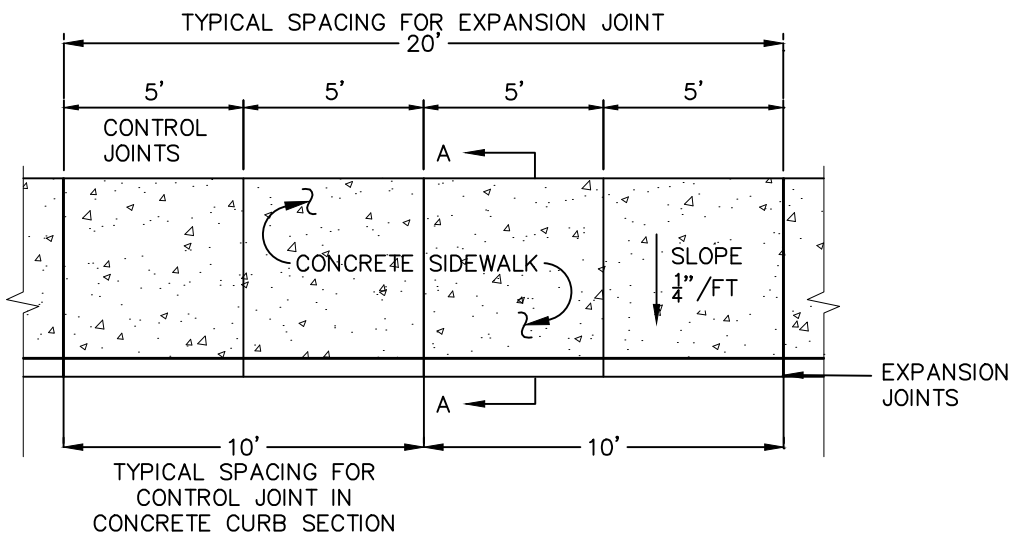


SITE DETAILS

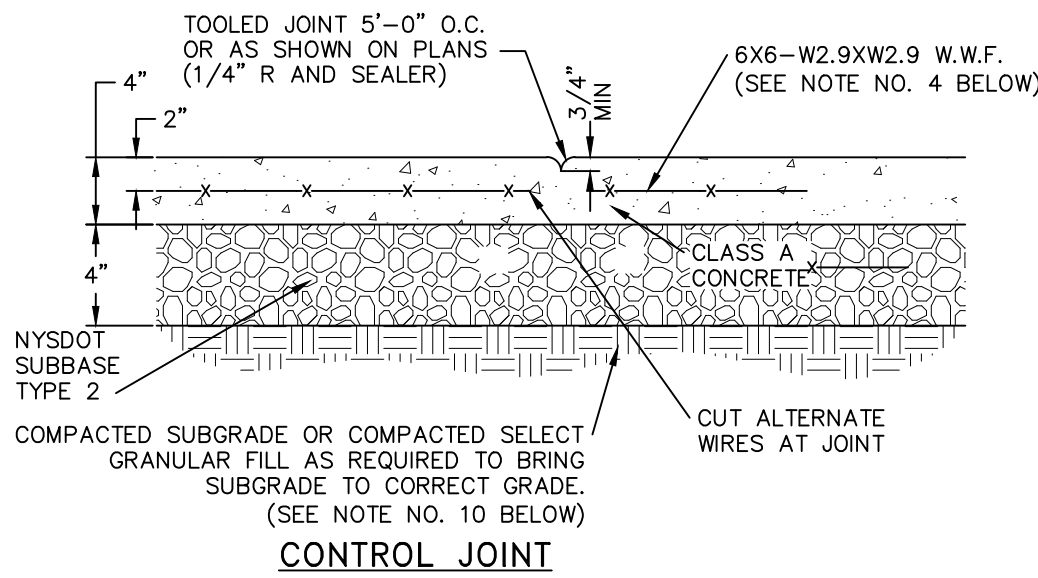


- NOTES:
1. CONCRETE CURB SHALL BE 4,000 PSI CAST-IN-PLACE, AND IN ACCORDANCE WITH NYSDOT STANDARD SPECIFICATION SECTION 609.
 2. EXPANSION JOINTS OF 1/2" CELLULOSE OR SIMILAR MATERIAL SHALL BE PLACED AT 10 FOOT INTERVALS.
 3. FOR MOUNTABLE CURBS ABUTTING SIDEWALK OR OTHER HARDSCAPE, REFER TO "ABUTTING SIDEWALK" DETAIL.

CAST-IN-PLACE CONCRETE CURB DETAIL
NOT TO SCALE

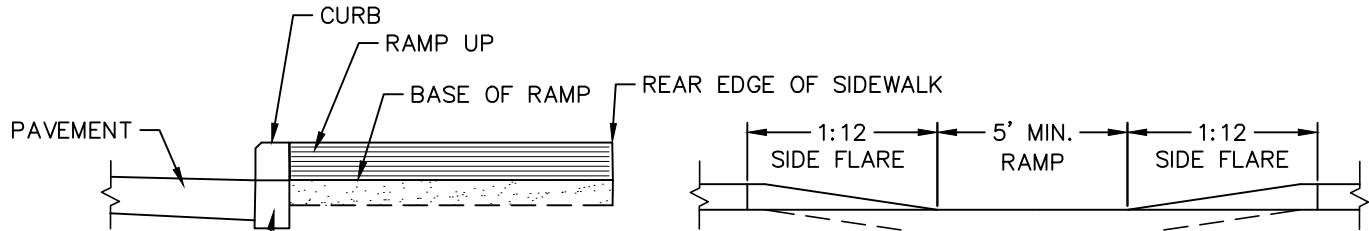


SECTION A-A

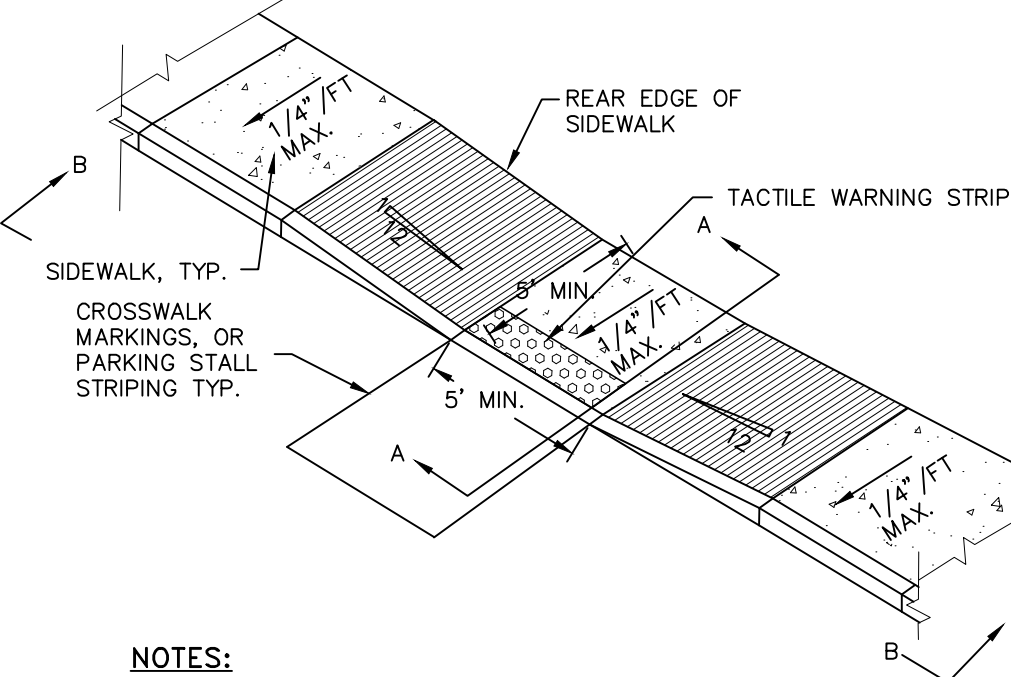


- NOTES:
1. 10' SPACING OF CONTROL JOINTS SHALL BE USED FOR CAST IN PLACE CONCRETE CURBS.
 2. MATERIAL AND METHODS OF CONSTRUCTION SHALL BE IN CONFORMANCE WITH THE NEW YORK STATE DEPARTMENT OF TRANSPORTATION (NYSDOT) STANDARD SPECIFICATIONS FOR CONSTRUCTION AND MATERIALS, DATED JANUARY 2, 2002, AND ALL ADDENDA THERETO; THE ONLY EXCEPTION BEING THAT THE WORK OF THIS CONTRACT SHALL BE MEASURED IN ENGLISH UNITS.
 3. ALL CONCRETE SHALL BE 3,500 PSI CLASS A CONCRETE. CONCRETE MATERIALS, PLACEMENT, AND CONSTRUCTION SHALL CONFORM WITH SECTION 500 OF THE ABOVE REFERENCED NYSDOT STANDARD SPECIFICATIONS.
 4. REINFORCING STEEL FOR CONCRETE SHALL CONFORM WITH SECTION 556 - REINFORCING STEEL FOR CONCRETE STRUCTURES OF THE ABOVE REFERENCED NYSDOT STANDARD SPECIFICATIONS AND AS SPECIFICALLY CALLED OUT IN THE DRAWINGS.
 5. ALL EXPOSED SURFACED SHALL HAVE A BROOM TEXTURED FINISH.
 6. EXPANSION JOINTS SHALL BE LOCATED A MAXIMUM OF 20' ON CENTER, OR AS INDICATED ON PLANS.
 7. JOINTS SHALL NOT BE SAW CUT.
 8. EXPOSED CONCRETE SURFACES SHALL BE TREATED WITH "SUREBOND"/"SAFEARBOND" SB-7000 INTENSIFIER BRIGHT PROTECTOR AND SIDEWALK SEALER, OR EQUAL. RATE AND METHOD OF APPLICATION SHALL BE IN ACCORDANCE WITH MANUFACTURE'S RECOMMENDATIONS.
 9. SUBBASE MATERIAL SHALL CONFORM WITH SECTION 304 OF THE ABOVE REFERENCED NYSDOT STANDARD.
 10. WHERE IT IS NECESSARY TO PLACE FILL FOR PURPOSE OF BRINGING THE SUBGRADE ELEVATION UP TO A SPECIFIED GRADE, THE FILL MATERIAL PLACED SHALL BE IN CONFORMANCE WITH SECTION 203-EXCAVATION AND EMBANKMENT OF THE ABOVE REFERENCED NYSDOT STANDARD SPECIFICATIONS.
 11. ALL WORK SHALL CONFORM WITH SECTION 608-SIDEWALK, DRIVEWAYS, AND BICYCLE PATHS OF THE ABOVE REFERENCED NYSDOT STANDARD SPECIFICATIONS.

CONCRETE SIDEWALK DETAIL
NOT TO SCALE

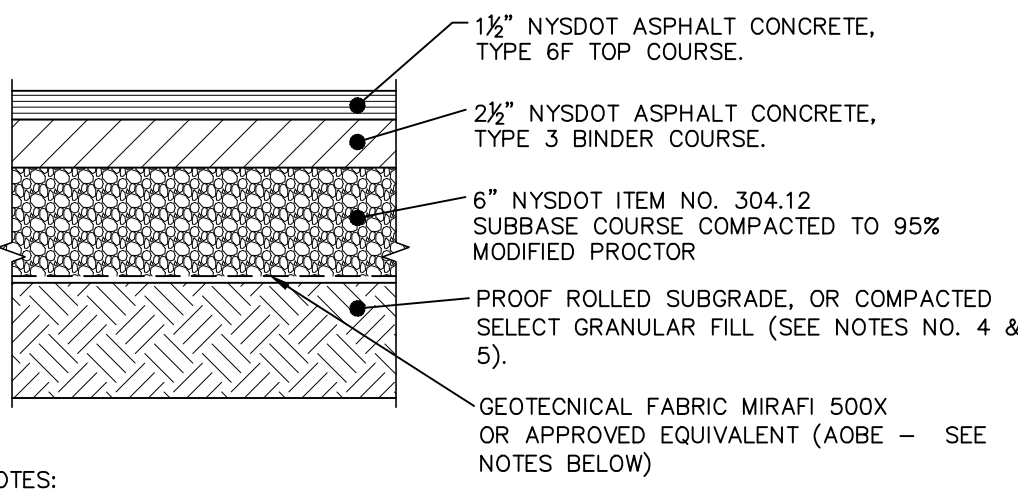


SECTION A-A



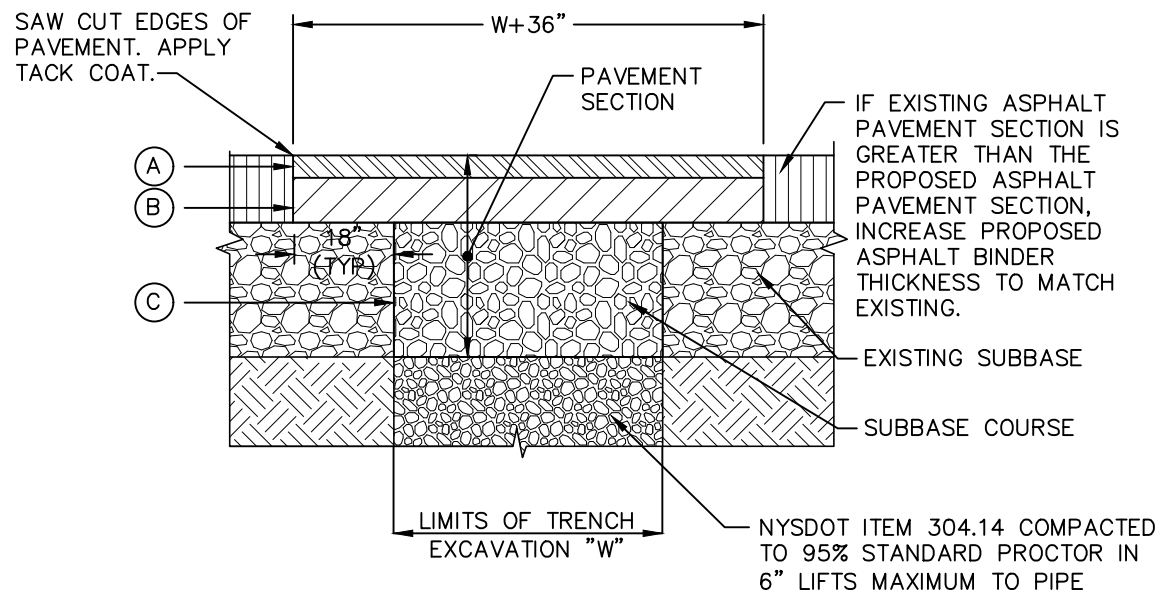
- NOTES:
1. ALL WORK SHALL CONFORM WITH THE NYSDOT STANDARD SPECIFICATION FOR CONSTRUCTION AND MATERIALS DATED, JANUARY 2, 2002 AND ALL ADDENDA THERETO; SPECIFICALLY SECTION 608- SIDEWALKS, DRIVEWAYS, AND BICYCLE PATHS.
 2. SLOPE RAMP AND SIDE FLARES AS INDICATED IN THE PLANS OR AS ORDERED BY THE ENGINEER.
 3. TACTILE WARNING STRIPS SHALL BE PROVIDED ON ALL RAMPS IN ACCORDANCE W/ ADA REQUIREMENTS.

PEDESTRIAN RAMP WITH DROP CURB DETAIL
NOT TO SCALE



- NOTES:
1. MATERIALS AND METHODS OF CONSTRUCTION SHALL BE IN CONFORMANCE WITH THE NEW YORK STATE DEPARTMENT OF TRANSPORTATION (NYSDOT) STANDARD SPECIFICATIONS FOR CONSTRUCTION AND MATERIALS, DATED JANUARY 2, 2002.
 2. SUBGRADE SHALL NOT INCLUDE FROZEN MATERIALS, DEBRIS, ORGANIC MATERIALS, LARGE STONES OR OTHER UNSUITABLE MATERIALS.
 3. TACK COAT WHEN SPECIFIED OR CALLED OUT IN THESE DRAWINGS OR REQUIRED BY THE REFERENCED SPECIFICATIONS SHALL CONFORM WITH SECTION 407-TACK COAT OF THE ABOVE REFERENCED NYSDOT STANDARD SPECIFICATIONS.
 4. WHERE IT IS NECESSARY TO PLACE FILL FOR PURPOSES OF BRINGING THE SUBGRADE ELEVATION UP TO A SPECIFIED GRADE, THE FILL MATERIAL PLACED SHALL BE IN CONFORMANCE WITH SECTION 203-EXCAVATION AND EMBANKMENT OF THE ABOVE REFERENCED NYSDOT STANDARD SPECIFICATIONS.
 5. IT IS EXPECTED THAT THE EXISTING SITE SUB-SOILS ARE SAND AND GRAVEL IN NATURE (CALIFORNIA BEARING RATIO RANGE BETWEEN 40 AND 80) . IF UNSUITABLE SOILS ARE ENCOUNTERED DURING CONSTRUCTION, THE CONTRACTOR SHALL CONTACT THE ENGINEER FOR POSSIBLE MODIFICATIONS TO THE PAVEMENT DETAIL.

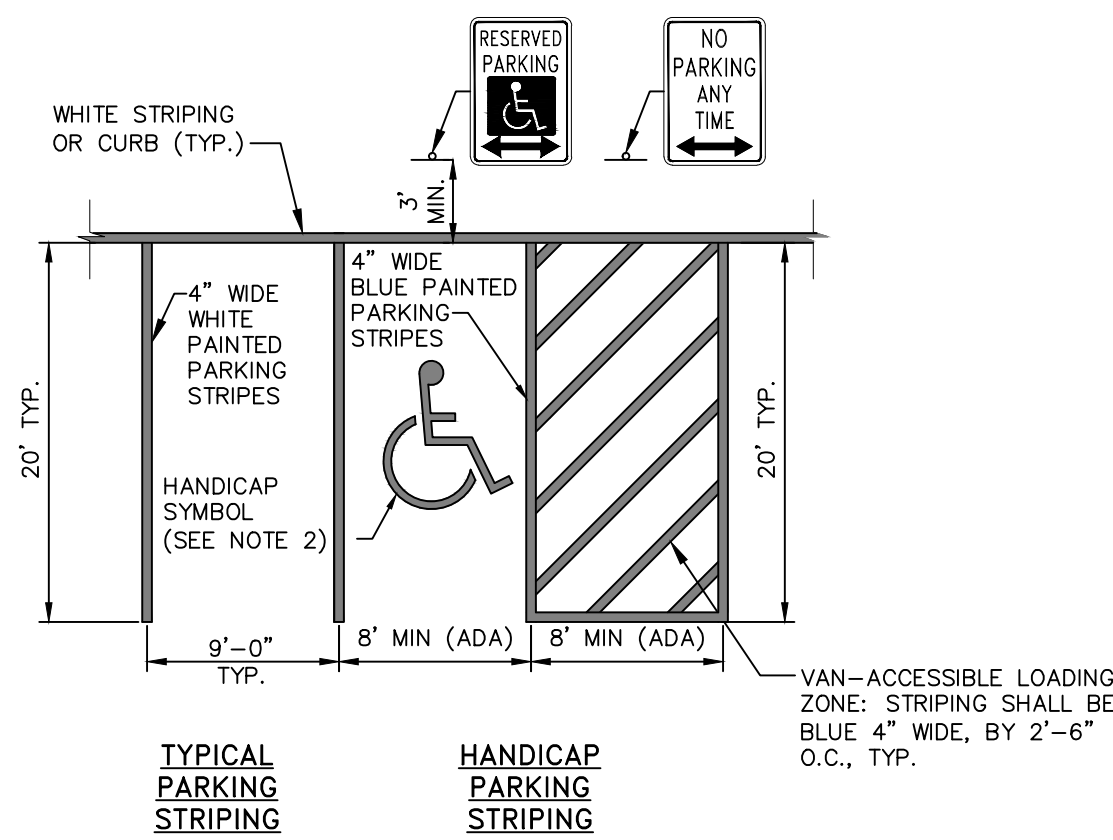
PAVEMENT SECTION DETAIL
NOT TO SCALE



- LEGEND
- (A) 1-1/2" ASPHALT CONCRETE TOP COURSE- NYSDOT TYPE 6F
 - (B) 2 1/2" ASPHALT CONCRETE BINDER COURSE- NYSDOT TYPE 3
 - (C) 6" GRANULAR SUBBASE COURSE- NYSDOT ITEM 304.12

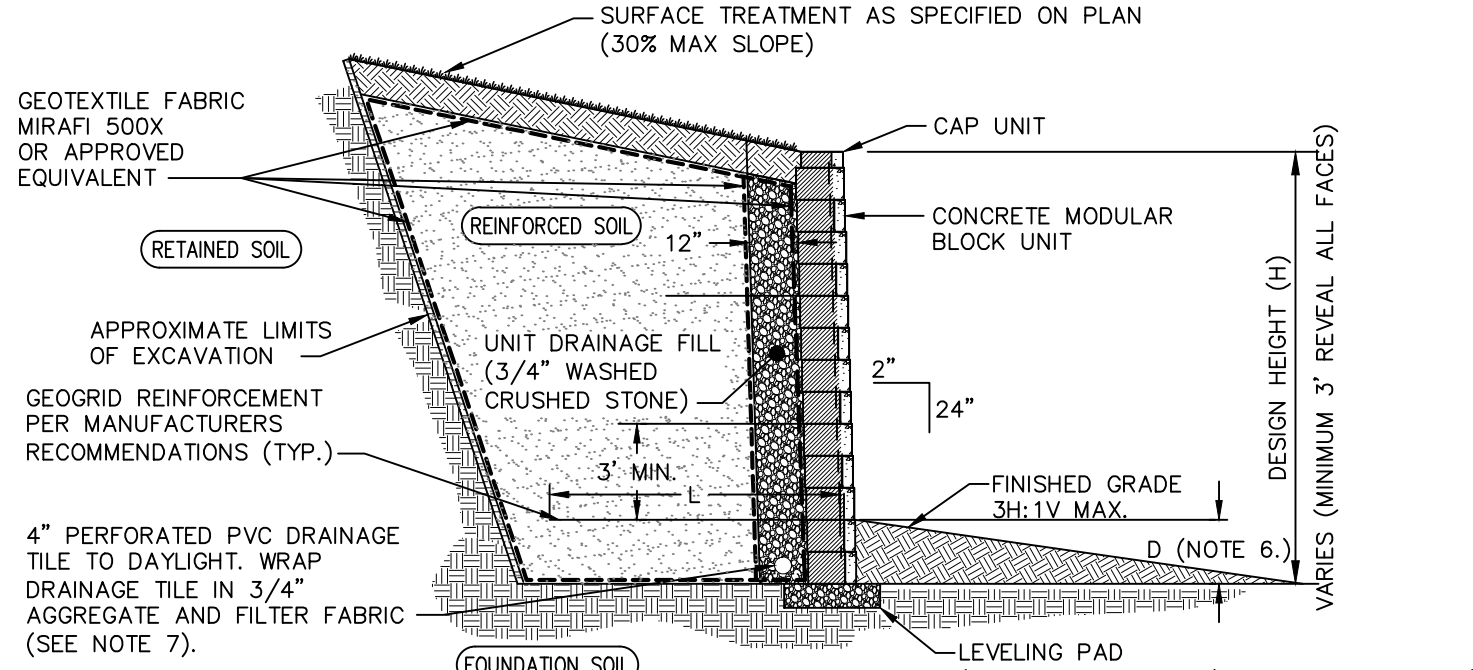
- NOTES:
1. SAW CUT MIN. 18" BEYOND EXCAVATION WITH SMOOTH EDGES. 18" JOINT BETWEEN EXISTING AND NEW TOP COURSE TO BE MILLED. JOINT TO BE SEALED WITH POLYMER MODIFIED SEALER.
 2. FURNISH, PLACE, AND COMPACT SUBBASE.
 3. TACK COAT IN ACCORDANCE WITH NYSDOT STANDARD SPEC.
 4. FURNISH AND PLACE ASPHALT CONCRETE PAVEMENT AS SPECIFIED.

PAVEMENT RESTORATION DETAIL
NOT TO SCALE



- NOTES:
1. ALL DIMENSIONS SUBJECT TO CURRENT MUNICIPALITY ZONING AND SITE REGULATIONS.
 2. PAINTED HANDICAP SYMBOL TO BE IN ACCORDANCE WITH NYSDOT AND ADA STANDARDS.
 3. IF PARKING ABUTS A SIDEWALK, THEN THE REGULATORY SIGNS SHALL BE PLACED BEHIND THE SIDEWALK.

PARKING AND STRIPING DETAIL
NOT TO SCALE



- MODULAR RETAINING WALL NOTES:
1. MODULAR RETAINING WALL MANUFACTURED BY WOODARD'S OR APPROVED EQUAL.
 2. GRID TYPE SHALL BE AS SPECIFIED BY THE MANUFACTURER.
 3. GRID SPACING AND LENGTH VARY BASED ON OVERALL WALL HEIGHT, SOIL AND LOADING CONDITIONS. WALLS OF LIMITED HEIGHT (I.E., 4' OR LESS) MAY NOT REQUIRE THE INSTALLATION OF GRID.
 4. LEVELING PAD DEPTH SHALL BE SPECIFIED BY THE MANUFACTURER BASED ON ENGINEERING DESIGN SPECIFIC FOR THE SITE.
 5. MANUFACTURER TO PROVIDE FINAL ENGINEERING CALCULATIONS AND DETAILS TO THE OWNER FOR REVIEW BY THE OWNER'S ENGINEER.
 6. D SHALL BE PER MANUFACTURER'S RECOMMENDATIONS.
 7. RELOCATE PERFORATED PIPE WITHIN STONE CROSS SECTION FOR STEPPED WALLS TO ACHIEVE CONTINUOUS FLOW TOWARD DISCHARGE POINT.
 8. SEE MANUFACTURER'S DETAILS AND INSTALLATION GUIDELINES FOR FURTHER REQUIREMENTS.

CONCRETE MODULAR RETAINING WALL DETAIL
NOT TO SCALE

APPROVED BY RESOLUTION OF THE PLANNING BOARD OF THE CITY OF BEACON, NEW YORK, ON THE _____ DAY OF _____, 20____, SUBJECT TO ALL REQUIREMENTS AND CONDITIONS OF SAID RESOLUTION; ANY CHANGE, ERASURE, MODIFICATION OR REVISION OF THIS PLAT, AS APPROVED, SHALL VOID THIS APPROVAL.

SIGNED THIS _____ DAY OF _____, 20____ BY _____

CHAIRMAN

SECRETARY

IN ABSENCE OF THE CHAIRMAN OR SECRETARY, THE ACTING CHAIRMAN OR ACTING SECRETARY RESPECTIVELY MAY SIGN IN THIS PLACE.

REVISIONS:			
NO.	DATE	DESCRIPTION	BY
1	7/25/17	ADDED SHEET	CMB
2	8/29/17	REVISED PER PLANNING BOARD COMMENTS	CMB

Owner:
My Four Daughters Realty Corp.
5-44 74th Ave.
Long Island City, New York 11101

Architect:
Aryeh Siegel, Architect
84 Mason Circle
Beacon, New York 12508

Surveyor:
TEC Surveying
15c Tioronda Avenue
Beacon, New York 12508

Site / Civil Engineer:
Hudson Land Design
174 Main Street
Beacon, New York 12508



Site Details
Sheet 7 of 8

123 Rombout Avenue
Beacon, New York
Scale: As Noted
March 28, 2017