

**CITY OF BEACON**  
**2020**  
**BUDGET**



Randy Casale, Mayor  
City of Beacon  
One Municipal Plaza  
Beacon, New York 12508  
845-838-5010 - Office  
845-838-5012 - Fax



[www.cityofbeacon.org](http://www.cityofbeacon.org)

---

October 7, 2019

Before I introduce my 2020 Budget, I would like to thank the City Administrator, Anthony Ruggiero, M.P.A; our Finance Director, Susan Tucker, CPA and all our Department Heads for the work they have done on this budget.

This is the 6<sup>th</sup> year in a row that we have received a “no designation” classification from the NYS Comptroller’s Office with a score of 5%. We have an Aa2 Moody’s bond rating. This shows our tax dollars are being managed thoughtfully and responsibly.

This is the 7<sup>th</sup> straight year we were able to stay under the 2% tax cap while continuing to provide the services that keep our city safe, invest in our infrastructure and improve the quality of life for our citizens.

In this year’s budget our homestead tax rate shows a decrease of -6.7219% and the non-homestead rate dropped -2.9146%.

This year our water and sewer rates will show no rate increases. These funds are healthy and the City will continue to make up-grades to both facilities and our aging infrastructure.

I will look forward to working together with the City Council as we discuss the finer points and details of the 2020 Budget at our upcoming workshops. Workshops will be held on October 15th, October 28th and November 12th at 7:00 p.m. with department heads present. The public hearing is proposed to be scheduled for November 18, 2019 at 7:00 p.m.

---

Anthony Ruggiero, MPA, City Administrator  
City of Beacon  
One Municipal Plaza  
Beacon, New York 12508  
845-838-5009 - Office



[www.cityofbeacon.org](http://www.cityofbeacon.org)

---

October 7, 2019

The Honorable Randy Casale  
One Municipal Plaza  
Beacon, New York 12508

**Re: Fiscal Year 2020 Budget Message**

Dear Mayor Casale

I want to take this opportunity to thank you and the City Council for giving me an opportunity to continue to serve as the City's Chief Administrative officer and contribute to the City of Beacon. It is my pleasure to present to you for your consideration, the proposed City Operating Budget for Fiscal Year 2020.

As you are aware, the tax cap law established a limit on growth of the annual property taxes levied to two percent or the rate of inflation, whichever is less. This year the tax cap is 2%. There are very limited adjustments that are factored in and only PILOT payments apply to the budget this year. As stated above, the cap is on the tax levy, not the tax rate.

In our case, the allowable levy at cap is \$11,455,743 for the 2020 budget, which is an allowable increase over 2019 budget of \$491,562. This is a 4.48% increase from the 2019 Budget and is a directly related to the Tax Base Growth Factor. This equates to a homestead tax rate decrease of -6.7219% and a non-homestead tax rate decrease of -2.9146%. The tax cap legislation provides for an override of the tax cap with a majority plus one vote in favor of it by the governing body. This is not being recommended.

This year the homestead assessed value increased by 12.33% or \$113,555,017 million. The non-homestead assessed value has also increased over last year by 6.94% or \$18,784,639. This year represents the sixth year since 2010 that the overall assessed values increased, and did so by \$132,339,656 million. For the first time in 10 years, the Homestead values are \$11,457,133 million more than it was in 2009. However, Homestead values remain \$15,586,532 less than it was in 2008. The non-homestead assessed value has fluctuated through the years, and while it increased \$18,784,639 million this year, it is only the 3<sup>rd</sup> year in a row that it has been more than in 2010.

This budget utilizes a fund balance amount of \$379,842. This is an increase of \$26,271 from what we've utilized in the FY 2019 Budget from Fund Balance and Debt Reserve. Each year

with the improving economy and new developments on the tax rolls, the budget and assessments continue to strengthen. The future non-reliance on fund balance appropriations to balance the annual operating budget will help to provide for a more reliable and sustainable fiscal condition and to better allow the City to adjust during difficult fiscal times.

Significant factors affecting the proposed FY 2020 budget include the following:

- A -3.4% decrease from 2019 of \$11,891 for the City workforce and a - 9.0% decrease from 2019 of \$6,409 for Firefighters (Career and Volunteer) in the Dutchess County Self Insured Workers Compensation Plan;
- general fund health insurance increased significantly, \$190,390 and continues to represents 15% of all expenses in the general fund;
- an increase in general fund long-term debt of \$3,232. Debt service comprises almost 14% of the general fund budget;
- the Solar Farm has completely off-set electricity for City Hall, as well as other City owned buildings;
- a continued reduction of \$75,308 (98%) in the Street Lights Line (5182) from \$82,700 in the FY 2018 Budget to \$7,392 in the requested FY 2020 Budget. The FY 2019 budget requested \$55,000, but only \$4,480 has been spent from that line as of October 4, 2019. It was \$318,000 in the FY 2016 Budget. This reduction is a result of the conversion to LED lights as well as a significant portion from the solar farm by BQ Energy on the City's Landfill;
- with the continued collapse of the recycling industry and market, the Recycling Disposal Line (8160) has increased to \$100,000. The City went from receiving a revenue of fifteen (15) dollars a ton to an expenditure of eighty-two (82.55) dollars a ton. By way of example, the revenue received for recycling in 2017 was \$18,132.

The proposed FY 2020 budget includes the following new or changed positions, changes in service delivery and reorganizations:

- the budget reflects the increase of three (3) career Firefighters in the Fire Department budget (3410), the number of career Firefighters has to sixteen (16). The City received a Staffing for Adequate Fire and Emergency Response (SAFER) Grant in the amount of \$537,423.15 in Federal funding. This award is for three (3) career Firefighters over a three-year period. The grant pays for 75% in the first two years and 35% in the third year;

- the budget reflects the addition of one police officer (3120), bringing our total patrol division to thirty officers (30). The intent is that this officer would be a dedicated Main Street Patrol. The Department's total personnel would be thirty-seven (37), including the Police Chief, Captain and the Detective Division;
- the budget reflects the inclusion of a full-time Human Resource (HR) position in the City Administrator budget (1230) for \$65,000. The main responsibility of the HR person will be to recruit new employees, retain and develop the existing work force, maintain all personnel files, employee benefits and compensation guidance, administration of civil service, training in required local and state policies, and assist in preparing policies and procedures;
- the budget reflects the inclusion of the part time Deputy City Clerk as full time in the City Clerk budget (1410) for \$18,685;
- included in the budget again, is the Climate Smart Coordinator position in the City Council budget (1010) for \$9,500;
- Included in the budget is \$20,000 in the Recreation budget (7140) to work with the Dutchess County Workforce Investment Board (DCWIB) to provide summer work experience opportunities for Beacon youth.

The proposed FY 2020 budget also includes the following:

- the Beacon Free Loop Bus is again included in the Bus Operations budget (5630) for \$12,100;
- included in this year's budget is Dial A Ride for one day in the Bus Operations budget (5630) for \$12,000;
- a \$23,994 or 5% increase in pension costs for non-police and fire (ERS) and a \$111,407 or 12.09 increase in pension costs for police and fire (PFRS);
- overall, gas and diesel usage estimates are up. The City bases its estimates on the U.S. Energy Administration outlook which anticipates an increase, and for the FY 2020 budget we estimated \$2.63 for gas and \$3.16 for diesel.

As compared to the 2019 FY budget, total general fund expenditures are up \$1,118,974, water fund expenditures are up \$89,121 and sewer fund expenditures are up \$206,450. There is no proposed rate increase for water and sewer operations; the city however, will continue to invest

proposed rate increase for water and sewer operations; the city however, will continue to invest in its infrastructure. Revenues in the general fund have increased by \$600,961, with revenues for the water fund up \$126,547 and revenues for the sewer fund are up \$212,891.


On September 23, 2019, the City of Beacon was notified by the New York State Comptroller's Office that the review of the Annual Update Document (AUD) FYE 2018 for the City was completed and indicates that the City for a sixth year in a row is classified as "No Designation" with a score of 5%. The City has been classified as "No Designation" on the environmental scale with a score of 23.3%, which is 3.4% less than FYE 2017. Although environmental factors are outside a locality's control, they can provide some insight to the challenges facing a community. Moody's continues to classify the City with an outstanding bond rating of Aa2, one of the highest in New York State.

All Departments continue to do a fantastic job of holding down annual operating expenditures and have consistently maintained a close relationship between budgeted and actual expenditures and revenues. Despite changes made during each budget year, the City has been able to stay within the annual budget limits, while still providing for necessary operational improvements and sound fiscal planning and management.

I wish to extend my personal thanks to all of the Department Heads for their continued hard work in controlling spending during the year and specifically on bringing the FY 2020 Budget into balance. The City has an incredible management team. I also want to recognize the efforts of the Director of Finance, Susan Tucker, CPA for her talent and hard work in preparing the budget. The City is fortunate to have her knowledge and experience.

Most importantly, I would like to thank the entire City workforce, along with all City volunteers, for their efforts and dedication in carrying out their duties. I look forward to reviewing the proposed budget with you and the City Council during the next month. Thank you.

Respectfully submitted on this 7<sup>th</sup> day of October 2019.



Anthony J. Ruggiero, M.P.A.  
City Administrator

# CITY OF BEACON

## 2020 BUDGET

### INDEX

		Page #'s	
Fund	Department	Codes	
	BUDGET SUMMARY		1
General	Expenses		
	CITY COUNCIL	1010	2
	MAYOR	1210	2
	ADMINISTRATOR	1230	3
	FINANCE	1325	4
	ASSESSMENT	1355	4
	TAX ADVERTISING & EXPENSE	1362	5
	PROPERTY ACQUIRED	1364	5
	FISCAL AGENT FEES	1380	5
	CITY CLERK	1410	6
	LAW	1420	7
	ENGINEERS	1440	7
	PUBLIC BUILDINGS	1620	8
	CENTRAL COMMUNICATION SYSTEM	1650	9
	CENTRAL PRINTING	1670	9
	TECHNOLOGY	1680	9
	INSURANCE	1910	9
	MUNICIPAL ASSOCIATION DUES	1920	9
	GENERAL ADMINISTRATION	1980	10
	CONTINGENCY	1990	10
	POLICE	3120	11-12
	DETECTIVES	3130	13
	FIRE	3410	14
	ANIMAL CONTROL	3510	15
	BUILDING DEPARTMENT	3620	15
	HIGHWAY	5110	16-17
	SNOW	5142	18
	STREET LIGHTS	5182	18
	BUS OPERATIONS	5630	18
	TOURISM	6475	18
	PARK	7110	19
	SETTLEMENT CAMP PROPERTY	7112	20
	RECREATION	7140	20-21
	SWIMMING POOL FACILITY	7141	22
	ADULT RECREATION	7620	22
	ZONING	8010	23
	PLANNING	8020	23
	SANITATION	8160	24

STREET CLEANING	8170	24
RECYCLING	8189	24
RETIREMENT	9010	25
WORKERS COMPENSATION	9040	25
UNEMPLOYMENT INSURANCE	9050	25
DISABILITY INSURANCE	9055	25
HEALTH INSURANCE	9060	25
SERIAL BONDS	9710	26
BOND ANTICIPATION NOTES	9730	26
INTERFUND TRANSFERS	9950	26
General Revenues		
FINANCE	1325	27-28
CITY CLERK	1410	28
PUBLIC BUILDINGS	1620	28
POLICE	3120	29
DETECTIVES	3130	29
FIRE	3410	30
ANIMAL CONTROL	3510	30
BUILDING	3620	30
HIGHWAY	5110	31
PARK	7110	31
UNIVERSITY SETTLEMENT CAMP	7112	31
RECREATION	7140	32
SWIMMING POOL FACILITY	7141	32
GREENWAY HERITAGE TRAIL	7107	32
ADULT RECREATION	7620	33
FARMERS MARKET	7989	33
ZONING	8010	33
PLANNING	8020	33
SANITATION	8160	33
RECYCLING	8189	34
INTERFUND TRANSFERS	9950	34
Water Expenses		
FISCAL AGENT FEES	1380	35
LEGAL EXPENSES	1420	35
TECHNOLOGY	1680	35
TAXES ON CITY PROPERTY	1950	35
MTA PAYROLL TAX	1980	35
CONTINGENCY	1990	35
WATER ADMINISTRATION	8310	36
WATER SUPPLY	8320	36
WATER PURIFICATION	8330	37
WATER DISTRIBUTION	8340	38-39
RETIREMENT	9010	39
WORKERS COMPENSATION	9040	39
DISABILITY	9050	39



HEALTH INSURANCE	9060	39
SERIAL BONDS	9710	40
BOND ANTICIPATION NOTES	9730	40
INERFUND TRANSFERS	9950	40
Water Revenues		
WATER ADMINISTRATION	8310	41
Sewer Expenses		
FISCAL AGENT FEES	1380	42
LEGAL EXPENSES	1420	42
TECHNOLOGY	1680	42
MTA PAYROLL TAX	1980	42
CONTINGENCY	1990	42
SEWER ADMINISTRATION	8110	42
SANITARY SEWER	8120	43
WATER POLLUTION CONTROL	8130	43-44
RETIREMENT	9010	45
WORKERS COMPENSATION	9040	45
DISABILITY	9055	45
HEALTH INSURANCE	9060	45
SERIAL BONDS	9710	45
BOND ANTICIPATION NOTES	9730	46
INTERFUND TRANSFERS	9950	46
Sewer Revenues		
SEWER ADMINISTRATION	8110	47
WATER POLLUTION CONTROL	8130	47
INERFUND TRANSFERS	9950	47
Analysis, Graphs & Supplemental Information		
TAX CAP CALCULATION		
HOMESTEAD ASSESSED VALUES		
NON HOMESTEAD ASSESSED VALUES		
TAX LEVY HISTORY		
BUDGETED REVENUE vs. EXPENSE HISTORY (GENERAL FUND)		
BUDGETED vs. ACTUAL EXPENSES (GENERAL FUND)		
BUDGETED vs. ACTUAL REVENUES (GENERAL FUND)		
HISTORY OF TAX RATES		
NUMBER OF EMPLOYEES BY DEPARTMENT		

**CITY OF BEACON  
2020  
TENTATIVE BUDGET SUMMARY**

ARTICLE NO. 362 BE IT ORDAINED BY THE COUNCIL OF THE CITY OF BEACON THAT THE FOLLOWING SUM COMPRISING THE ANNUAL APPROPRIATION ORDINANCE FOR THE YEAR 2020 BE AND THE SAME IS HEREBY APPROPRIATED TO MEET THE AMOUNT OF MONEY FOR THE YEAR 2020.

<b>DATE:</b>	December 2, 2019			
		<u><b>GENERAL</b></u>	<u><b>WATER</b></u>	<u><b>SEWER</b></u>
			<b>NO INCREASE</b>	
<b>APPROPRIATIONS</b>		21,842,327	3,761,161	4,384,000
<b>TOTAL REVENUE</b>		10,006,742	3,761,161	4,384,000
<b>BALANCE OF APPROPRIATIONS</b>		11,835,585	-	-
<b>ADDITIONAL FUNDING NEEDED (Part of tax levy)</b>				
(Will be fund balance appropriation)				
Appropriated from Debt Reserve				
Appropriated from Fund Balance		(379,842)	-	-
<b>Tax Levy:</b>		11,455,743		
Allowable levy at tax cap	11,455,743			
<b>EXCESS LEVY PER TAX CAP</b>	-			
			<b>HOMESTEAD</b>	<b>NON-HOMESTEAD</b>
<b>Adjusted Tax Levy Distribution</b>			7,906,615	3,549,128
				<b>TOTALS</b>
<b>Base Proportion:</b>			<b>69.018790</b>	<b>30.981210</b>
				<b>100.00</b>
<b>Rates:</b>				
		<i>2020 Tax Rates</i>	7.636237	12.259726
		<i>2019 Tax Rates</i>	8.254631	12.409643
		<i>Percentage Decrease</i>	-7.4915%	-1.2081%
<b>Assessed Values:</b>				
11/26/19 - FINAL ROLL			<b>1,035,407,247</b>	<b>289,494,865</b>
11/30/18 - FINAL ROLL			<b>921,272,380</b>	<b>1,191,982,606</b>
		<i>Percentage Increase</i>	12.39%	6.94%
Dollar change			114,134,867	132,919,506

**2020 CITY OF BEACON BUDGET**

**GENERAL FUND  
EXPENSE (A)**

			2017	2018	2018	2018	2019	2019	2019	2020	
			YTD	ADOPTED	REVISED	YTD	ADOPTED	REVISED	YTD	REQUESTED	
			ACTUAL	BUDGET	BUDGET	ACTUAL	BUDGET	BUDGET	ACTUAL	BUDGET	COMMENTS
			12/31/17		12/31/18	12/31/18		10/04/19	10/04/19		
<b>1010 CITY COUNCIL</b>											
A1010	101000	REGULAR SALARIES	54,000	54,000	54,298	54,298	54,000	54,000	41,539	54,000	
A1010	120000	HEALTH INSURANCE BUY-OUT			10,000	10,000	-	-	-		
A1010	416000	MATERIALS & SUPPLIES	61	100	44	43	500	500	-	6,500	
A1010	444100	LICENSE & PERMITS	4,200	4,200	4,200	4,200	4,200	4,200	4,200	4,200	
A1010	452000	CONSULTANT						9,600	1,034	9,500	
A1010	452010	GRANT WRITING CONSULTA	33,996	34,000	34,000	33,996	34,000	34,000	26,319	40,800	
A1010	455000	VIDEOGRAPHER	19,350	19,000	20,036	19,900	19,000	19,600	12,900	18,000	
A1010	820000	SOCIAL SECURITY	2,785	4,131	4,568	4,568	4,131	4,131	2,915	4,131	
<b>TOTAL CITY COUNCIL</b>			<b>114,392</b>	<b>115,431</b>	<b>127,146</b>	<b>127,005</b>	<b>115,831</b>	<b>126,031</b>	<b>88,907</b>	<b>137,131</b>	
<b>1210 MAYOR</b>											
A1210	101000	REGULAR SALARIES	27,421	25,000	25,138	25,137	25,000	25,000	19,231	25,000	
A1210	105000	OVERTIME	160	160	22	-	-	-	-	-	
A1210	105200	SICK LEAVE BONUS	600	600	147	-	-	-	-	600	
A1210	106000	CLERICAL SALARIES	33,774	41,969	39,577	39,577	43,018	43,018	32,574	43,018	
A1210	120000	HEALTH INSURANCE BUY-OUT			4,616	4,615	2,500	2,500	1,178	2,500	
A1210	190000	SEVERANCE/RETIREMENT	3,435			-	-	-	-	-	
A1210	220000	OFFICE EQUIPMENT	-	100	100	-	100	100	-	100	
A1210	416000	MATERIALS & SUPPLIES	569	500	500	496	500	445	185	500	
A1210	443200	TRAINING	129	250	50	45	250	305	305	300	
A1210	467000	ASSOCIATION DUES	410	425	425	375	425	425	350	500	
A1210	820000	SOCIAL SECURITY	4,873	5,181	5,261	5,261	5,203	5,203	4,031	5,249	
<b>TOTAL MAYOR</b>			<b>71,371</b>	<b>74,185</b>	<b>75,836</b>	<b>75,506</b>	<b>76,996</b>	<b>76,996</b>	<b>57,854</b>	<b>77,767</b>	

**2020 CITY OF BEACON BUDGET**

**GENERAL FUND  
EXPENSE (A)**

			2017	2018	2018	2018	2019	2019	2019	2020	
			YTD	ADOPTED	REVISED	YTD	ADOPTED	REVISED	YTD	REQUESTED	
			ACTUAL	BUDGET	BUDGET	ACTUAL	BUDGET	BUDGET	ACTUAL	BUDGET	COMMENTS
			12/31/17		12/31/18	12/31/18		10/04/19	10/04/19		
<b>1230 ADMINISTRATOR</b>											
A1230	101000	REGULAR SALARIES	130,689	133,956	134,717	134,716	138,305	138,305	106,305	204,305	
A1230	105200	SICK LEAVE BONUS	600	1,200	600	600	600	-	-	1,200	
A1230	106000	CLERICAL SALARIES	53,993	55,314	56,367	56,366	56,666	56,666	44,043	56,867	
A1230	250000	PURCHASE EQUIPMENT	333	500	-	-	500	500	494	500	
A1230	413000	GAS & DIESEL	25	400	400	135	200	200	118	200	
A1230	416000	MATERIALS & SUPPLIES	966	1,000	1,307	1,307	1,000	460	151	500	
A1230	443200	TRAINING	315	1,000	421	273	1,000	1,075	1,075	1,000	
A1230	447200	REPAIR OF EQUIPMENT	-	150	7	-	-	-	-	-	
A1230	452000	CONSULTANT	-	60,000	60,000	368	-	60,465	43,690	-	
A1230	462000	TRAVEL	-	1,000	3	3	500	500	5	200	
A1230	467000	ASSOCIATION DUES	1,440	1,850	2,198	2,197	2,000	2,000	1,800	2,500	
A1230	820000	SOCIAL SECURITY	13,732	14,571	14,171	14,170	14,961	14,961	11,093	20,071	
<b>TOTAL ADMINISTRATOR</b>			<b>202,093</b>	<b>270,941</b>	<b>270,191</b>	<b>210,135</b>	<b>215,732</b>	<b>275,132</b>	<b>208,774</b>	<b>287,343</b>	

**2020 CITY OF BEACON BUDGET**

**GENERAL FUND  
EXPENSE (A)**

			2017	2018	2018	2018	2019	2019	2019	2020	
			YTD	ADOPTED	REVISED	YTD	ADOPTED	REVISED	YTD	REQUESTED	
			ACTUAL	BUDGET	BUDGET	ACTUAL	BUDGET	BUDGET	ACTUAL	BUDGET	COMMENTS
			12/31/17		12/31/18	12/31/18		10/04/19	10/04/19		
<b>1325 FINANCE</b>											
A1325	101000	REGULAR SALARIES	281,743	289,050	289,050	281,589	289,507	289,507	222,226	292,641	
A1325	105000	OVERTIME	2,529	3,500	3,500	2,773	3,500	4,100	4,023	4,500	
A1325	105200	SICK LEAVE BONUS	600	1,200	1,200	1,200	1,800	1,200	1,200	1,200	
A1325	120000	HEALTH INSURANCE BUY-OU	6,250	7,500	7,500	6,000	5,000	5,000	2,500	5,000	
A1325	250000	EQUIPMENT	950	750	1,980	1,980	750	750	-	750	
A1325	416000	MATERIALS & SUPPLIES	3,913	3,000	3,799	3,798	3,200	3,200	1,755	3,500	
A1325	440700	ANNUAL AUDIT	29,837	30,500	30,500	30,500	31,500	31,500	25,000	33,000	
A1325	440702	GASB 45 VALUATION	13,125	17,000	17,000	8,375	4,000	4,875	4,875	18,500	
A1325	441500	SOFTWARE & SUPPORT	41,192	43,283	43,283	42,382	44,472	44,472	-	49,965	
A1325	443200	TRAINING	1,270	2,000	818	15	2,000	1,125	55	6,000	
A1325	462000	TRAVEL	22	300	300	215	300	300	-	300	
A1325	467000	ASSOCIATION DUES	-	600	600	170	500	500	492	500	
A1325	820000	SOCIAL SECURITY	21,696	23,046	23,046	21,643	22,935	22,935	16,848	23,206	
<b>TOTAL FINANCE</b>			<b>403,127</b>	<b>421,729</b>	<b>422,576</b>	<b>400,640</b>	<b>409,464</b>	<b>409,464</b>	<b>278,974</b>	<b>439,062</b>	
<b>1355 ASSESSMENT</b>											
A1355	105200	SICK LEAVE BONUS			300	300	300	300	300	300	
A1355	109100	PART TIME CLERICAL	15,981	16,231	17,587	17,587	18,007	18,007	15,086	19,087	
A1355	416000	MATERIALS & SUPPLIES	995	1,100	1,100	1,071	1,100	1,100	989	1,100	
A1355	450200	APPRAISERS	-	8,000	5,833	-	7,775	7,775	1,750	7,000	
A1355	452009	JOINT ASSESSOR AGREEME	46,782	48,185	48,058	47,956	49,629	49,629	49,629	51,118	
A1355	820000	SOCIAL SECURITY	1,222	1,242	1,369	1,368	1,378	1,378	1,177	1,460	
<b>TOTAL ASSESSMENT</b>			<b>64,980</b>	<b>74,758</b>	<b>74,247</b>	<b>68,282</b>	<b>78,189</b>	<b>78,189</b>	<b>68,931</b>	<b>80,065</b>	

**2020 CITY OF BEACON BUDGET**

**GENERAL FUND  
EXPENSE (A)**

			2017	2018	2018	2018	2019	2019	2019	2020	
			YTD	ADOPTED	REVISED	YTD	ADOPTED	REVISED	YTD	REQUESTED	
			ACTUAL	BUDGET	BUDGET	ACTUAL	BUDGET	BUDGET	ACTUAL	BUDGET	COMMENTS
			12/31/17		12/31/18	12/31/18		10/04/19	10/04/19		
<b>1362 TAX ADVERTISING &amp; EXPENSE</b>											
A1362	441500	COMPUTER SUPPORT/DATA	10,198	10,500	10,500	10,464	10,500	10,500	-	10,500	
<b>TOTAL TAX ADVERTISING &amp; EXPENSE</b>			<b>10,198</b>	<b>10,500</b>	<b>10,500</b>	<b>10,464</b>	<b>10,500</b>	<b>10,500</b>	<b>-</b>	<b>10,500</b>	
<b>1364 PROPERTY ACQUIRED</b>											
A1364	468001	EXPENSE ON PROPERTY ACQ	-	1,500	10,951	10,950	4,000	8,840	8,839	4,000	
<b>TOTAL PROPERTY ACQUIRED</b>			<b>-</b>	<b>1,500</b>	<b>10,951</b>	<b>10,950</b>	<b>4,000</b>	<b>8,840</b>	<b>8,839</b>	<b>4,000</b>	
<b>1380 FISCAL AGENT FEES</b>											
A1380	461200	FISCAL AGENT FEE	25,447	25,000	66,113	66,113	25,000	25,000	-	25,000	
A1380	461202	ANNUAL FILING STATEMENT	2,500	2,500	2,500	2,500	2,500	2,500	2,500	2,500	
<b>TOTAL FISCAL AGENT FEES</b>			<b>27,947</b>	<b>27,500</b>	<b>68,613</b>	<b>68,613</b>	<b>27,500</b>	<b>27,500</b>	<b>2,500</b>	<b>27,500</b>	

**2020 CITY OF BEACON BUDGET**

**GENERAL FUND  
EXPENSE (A)**

			2017	2018	2018	2018	2019	2019	2019	2020	
			YTD	ADOPTED	REVISED	YTD	ADOPTED	REVISED	YTD	REQUESTED	
			ACTUAL	BUDGET	BUDGET	ACTUAL	BUDGET	BUDGET	ACTUAL	BUDGET	COMMENTS
			12/31/17		12/31/18	12/31/18		10/04/19	10/04/19		
<b>1410 CITY CLERK</b>											
A1410	101000	REGULAR SALARIES	61,463	62,725	74,078	69,514	83,579	83,579	70,919	101,896	
A1410	105000	OVERTIME	1,803	400	1,878	1,877	500	200	-	500	
A1410	105200	SICK LEAVE BONUS						300	300	-	
A1410	120000	HEALTH INSURANCE BUY-OU	2,500	2,500	2,500	2,500	2,500	2,500	1,250	2,500	
A1410	416000	MATERIALS & SUPPLIES	1,930	1,500	1,343	1,256	1,500	3,731	3,466	2,300	
A1410	440801	FILING FEE COUNTY CLERK	51	100	100	63	100	202	202	100	
A1410	441000	BOOK BINDING	2,577	1,000	1,000	1,000	3,000	3,000	2,262	2,000	
A1410	441400	CODIFICATION	10,629	8,500	9,504	9,503	10,000	10,000	1,737	9,000	
A1410	441500	SOFTWARE & SUPPORT	5,112	14,231	11,234	4,862	12,322	12,322	11,212	58,022	
A1410	443200	TRAINING			157	157				1,000	
A1410	447000	RENTAL OF EQUIPMENT	2,064	2,080	2,080	2,064	2,080	2,080	1,032	1,966	
A1410	451600	CHARTER REVISION	11,162				-	-	-		
A1410	465000	POSTAGE	10,160	10,000	11,255	11,254	10,000	10,099	10,099	10,000	
A1410	467000	ASSOCIATION DUES	-	100	100	60	100	100	-	100	
A1410	470100	ADVERTISING	7,339	8,500	8,500	7,562	7,500	7,299	4,100	5,500	
A1410	820000	SOCIAL SECURITY	5,031	5,020	6,002	5,653	6,623	6,623	5,544	8,025	
<b>TOTAL CITY CLERK</b>			<b>121,821</b>	<b>116,656</b>	<b>129,731</b>	<b>117,325</b>	<b>139,804</b>	<b>142,035</b>	<b>112,123</b>	<b>202,909</b>	

**2020 CITY OF BEACON BUDGET**

**GENERAL FUND  
EXPENSE (A)**

			2017	2018	2018	2018	2019	2019	2019	2020	
			YTD	ADOPTED	REVISED	YTD	ADOPTED	REVISED	YTD	REQUESTED	
			ACTUAL	BUDGET	BUDGET	ACTUAL	BUDGET	BUDGET	ACTUAL	BUDGET	COMMENTS
			12/31/17		12/31/18	12/31/18		10/04/19	10/04/19		
<b>1420 LAW</b>											
A1420	450400	ATTORNEYS	112,289	100,000	108,654	108,654	100,000	100,000	52,483	100,000	
A1420	450433	TAX CERTIORARI MATTERS	14,540	12,000	15,832	15,831	12,000	12,000	4,644	10,000	
A1420	450436	IN REM	59,835	75,500	75,500	56,055	75,000	75,000	25,953	68,000	
A1420	450437	PROPERTY ASSESSMENT SE	13,438	30,000	22,825	-	22,000	22,000	-	20,000	
A1420	450439	CSEA MATTERS	7,404	20,000	20,000	8,944	36,500	36,500	12,175	56,250	
A1420	450440	IAFF/FIRE MATTERS	8,269	20,000	20,000	6,806	12,000	12,000	1,013	45,000	
A1420	450442	PBA MATTERS	62,593	60,000	60,000	43,583	60,000	60,000	30,319	45,000	
A1420	450454	EMPLOYEE DISCIPLINE	103,046	30,000	30,000	6,019	20,000	20,000	4,484	20,000	
A1420	450461	TRAFFIC COURT	24,178	24,000	24,070	24,070	24,000	24,000	10,000	24,000	
A1420	450600	ARBITRATORS	-	3,000	6,363	6,363	3,000	3,000	1,167	3,000	
A1420	456500	CIVIL ACTION EXPENSE	-	10,000	1,256	-	10,000	31,000	20,268	10,000	
<b>TOTAL LAW</b>			<b>405,592</b>	<b>384,500</b>	<b>384,500</b>	<b>276,325</b>	<b>374,500</b>	<b>395,500</b>	<b>162,506</b>	<b>401,250</b>	
<b>1440 ENGINEERING</b>											
A1440	454000	ENGINEERS	32,080	38,000	38,000	16,410	32,000	32,000	13,245	32,000	
<b>TOTAL ENGINEERING</b>			<b>32,080</b>	<b>38,000</b>	<b>38,000</b>	<b>16,410</b>	<b>32,000</b>	<b>32,000</b>	<b>13,245</b>	<b>32,000</b>	



**2020 CITY OF BEACON BUDGET**

**GENERAL FUND  
EXPENSE (A)**

			2017	2018	2018	2018	2019	2019	2019	2020	
			YTD	ADOPTED	REVISED	YTD	ADOPTED	REVISED	YTD	REQUESTED	
			ACTUAL	BUDGET	BUDGET	ACTUAL	BUDGET	BUDGET	ACTUAL	BUDGET	COMMENTS
			12/31/17		12/31/18	12/31/18		10/04/19	10/04/19		
<b>1620 PUBLIC BUILDINGS</b>											
A1620	101000	REGULAR SALARIES	42,014	45,516	45,516	43,175	43,075	43,075	32,945	45,522	
A1620	105000	OVERTIME	561	1,000	1,000	308	600	600	501	1,000	
A1620	105200	SICK LEAVE BONUS	600	-	-					1,000	
A1620	119000	CLOTHING ALLOWANCE	550	600	600	300	650	650	650	650	
A1620	120000	HEALTH INSURANCE BUY-OUT					2,500	2,500	1,250	2,500	
A1620	250000	EQUIPMENT	21,878								
A1620	411000	CLEANING SUPPLIES	4,678	6,200	5,340	4,461	5,000	6,473	6,569	8,000	
A1620	412600	MUN.CENTER GAS/OIL FOR H	9,469	10,667	10,667	9,278	9,200	9,200	5,760	9,504	
A1620	412610	BEACON ENGINE GAS/OIL FO	12,641	10,000	10,000	3,827	7,500	7,500	1,439	2,374	
A1620	412620	TOMPKINS HOSE GAS/OIL FO	4,250	5,311	5,311	4,474	4,500	4,500	2,496	4,707	
A1620	412630	MASE HOOK & LADDER GAS/O	3,215	3,237	3,237	3,182	3,000	3,000	2,435	4,018	
A1620	412640	MEMORIAL BUILDING GAS/OI	3,740	4,302	4,555	4,555	5,200	5,200	3,779	5,478	
A1620	416000	MATERIALS & SUPPLIES	4,771	3,500	4,822	4,572	7,500	7,189	3,853	7,500	
A1620	417700	SANITARY AND PAPER SUPP	3,383	3,800	4,336	2,862				-	
A1620	422000	MUNICIPAL CENTER ELECTR	41,708	47,840	47,840	34,659	45,435	38,364	-	-	
A1620	422005	WELCOME CENTER ELECTRI	1,295	1,410	1,410	1,301	1,302	1,302	951	1,569	
A1620	422010	BEACON ENGINE ELECTRIC	4,214	4,843	4,887	4,887	5,489	5,489	3,572	5,894	
A1620	422020	TOMPKINS HOSE ELECTRIC	8,956	10,291	10,291	7,336	9,564	9,564	-	-	
A1620	422030	MASE HOOK & LADDER ELEC	5,265	6,060	6,250	6,249	6,327	6,327	3,468	5,722	
A1620	422040	MEMORIAL BUILDING ELECTP	4,523	5,099	5,099	4,383	5,362	5,062	-	-	
A1620	422060	AREA LIGHTS ELECTRIC	2,536	3,177	3,177	1,109	1,300	1,300	676	1,045	
A1620	442000	EXTERMINATOR	1,685	1,500	1,500	1,107	1,700	2,011	1,748	1,700	
A1620	445100	MAINTENANCE OF EQUIPMEN	47,147	45,000	55,859	55,858	55,000	55,000	32,934	55,000	
A1620	446800	PARKING LOT REPAIRS	10,218	14,000	11,266	10,938	18,000	18,000	-	18,000	
A1620	447300	REPAIR OF REAL PROPERTY	6,661	12,500	7,423	6,694	8,000	8,000	4,756	8,000	
A1620	447301	REPAIR OF MUNICIPAL CENT	12,739	15,000	11,292	7,613	22,000	14,500	5,307	18,000	
A1620	447302	REPAIR OF MEMORIAL BLDG	1,179	1,500	2,069	2,069	2,000	2,000	617	1,000	
A1620	447307	REPAIR REAL PROP - FIREHC	12,809	11,000	11,000	5,672	5,000	5,000	3,911	5,000	
A1620	820000	SOCIAL SECURITY	3,223	3,604	3,604	3,306	3,582	3,582	2,704	3,876	
<b>TOTAL PUBLIC BUILDINGS</b>			<b>275,908</b>	<b>276,957</b>	<b>278,351</b>	<b>234,175</b>	<b>278,786</b>	<b>265,388</b>	<b>122,321</b>	<b>217,059</b>	

**2020 CITY OF BEACON BUDGET**

**GENERAL FUND  
EXPENSE (A)**

			2017	2018	2018	2018	2019	2019	2019	2020	
			YTD	ADOPTED	REVISED	YTD	ADOPTED	REVISED	YTD	REQUESTED	
			ACTUAL	BUDGET	BUDGET	ACTUAL	BUDGET	BUDGET	ACTUAL	BUDGET	COMMENTS
			12/31/17		12/31/18	12/31/18		10/04/19	10/04/19		
<b>1650 CENTRAL COMMUNICATION SYSTEMS</b>											
A1650	423000	TELEPHONES	22,991	18,000	18,925	18,924	23,635	23,635	17,038	23,000	
A1650	423001	CELL PHONES	11,666	13,704	14,053	14,053	15,624	15,624	9,657	13,848	
<b>TOTAL CENTRAL COMMUNICATION SYSTEM</b>			<b>34,657</b>	<b>31,704</b>	<b>32,978</b>	<b>32,977</b>	<b>39,259</b>	<b>39,259</b>	<b>26,695</b>	<b>36,848</b>	
<b>1670 CENTRAL PRINTING</b>											
A1670	446000	PRINTING/COPIER LEASE (Dc	4,006	3,000	2,287	2,286	3,000	3,000	1,506	3,000	
A1670	446002	PRINTING/COPIER LEASE (Up	7,034	8,000	8,000	4,651	4,400	4,400	1,450	4,400	
A1670	446003	PRINTING/COPIER LEASE (Po	7,627	8,000	7,627	7,627	8,000	8,000	5,720	8,000	
<b>TOTAL CENTRAL PRINTING</b>			<b>18,667</b>	<b>19,000</b>	<b>17,914</b>	<b>14,564</b>	<b>15,400</b>	<b>15,400</b>	<b>8,676</b>	<b>15,400</b>	
<b>1680 TECHNOLOGY</b>											
A1680	250000	PURCHASE EQUIPMENT	34,372	27,288	24,693	24,692	26,266	26,266	14,670	36,837	
A1680	410400	WEB SITE FEES	5,950	5,500	5,500	5,500	5,500	11,000	11,000	11,000	
A1680	444100	PROFESS. LICENSE/PERMITS	26,956	30,271	28,775	28,774	27,719	27,719	21,739	33,506	
A1680	452003	IT CONSULTANT	47,903	45,000	47,182	47,182	49,500	49,500	34,650	54,000	
<b>TOTAL TECHNOLOGY</b>			<b>115,181</b>	<b>108,059</b>	<b>106,150</b>	<b>106,148</b>	<b>108,985</b>	<b>114,485</b>	<b>82,059</b>	<b>135,343</b>	
<b>1910 INSURANCE</b>											
A1910	430000	INSURANCE PACKAGE POLIC	394,401	399,718	423,596	423,596	421,704	421,704	303,093	429,000	
A1910	432100	INSURANCE VOLUNTEER ACC	9,393	9,500	9,500	4,108	9,500	9,500	-	4,400	
A1910	434000	INSURANCE DEDUCTIBLES	1,083	40,000	7,482	-	2,000	1,561	-	2,000	
<b>TOTAL INSURANCE</b>			<b>404,877</b>	<b>449,218</b>	<b>440,578</b>	<b>427,704</b>	<b>433,204</b>	<b>432,765</b>	<b>303,093</b>	<b>435,400</b>	
<b>1920 MUNICIPAL ASSOCIATION DUES</b>											
A1920	467000	ASSOCIATION DUES	2,290	2,800	2,800	570	1,000	1,180	1,180	1,100	
A1920	467100	ASSOCIATION DUES-NYCOM	5,491	5,491	5,491	5,491	5,491	5,491	5,491	5,491	
<b>TOTAL MUNICIPAL DUES</b>			<b>7,781</b>	<b>8,291</b>	<b>8,291</b>	<b>6,061</b>	<b>6,491</b>	<b>6,671</b>	<b>6,671</b>	<b>6,591</b>	

**2020 CITY OF BEACON BUDGET**

**GENERAL FUND  
EXPENSE (A)**

			2017	2018	2018	2018	2019	2019	2019	2020	
			YTD	ADOPTED	REVISED	YTD	ADOPTED	REVISED	YTD	REQUESTED	
			ACTUAL	BUDGET	BUDGET	ACTUAL	BUDGET	BUDGET	ACTUAL	BUDGET	COMMENTS
			12/31/17		12/31/18	12/31/18		10/04/19	10/04/19		
<b>1980 GENERAL ADMINISTRATION</b>											
A1980	400099	MTA PAYROLL TAX	25,483	26,441	26,441	25,184	26,867	26,869	19,435	28,441	
<b>TOTAL GENERAL ADMINISTRATION</b>			<b>25,483</b>	<b>26,441</b>	<b>26,441</b>	<b>25,184</b>	<b>26,867</b>	<b>26,869</b>	<b>19,435</b>	<b>28,441</b>	
<b>1990 CONTINGENCY</b>											
A1990	400001	CONTINGENCY FUND	-	200,000	24,569	-	187,500	151,400	-	233,500	
A1990	400004	CONTINGENCY-RETIREMENT	-	244,000	48,477	-	244,616	124,080	-	242,000	
<b>TOTAL CONTINGENCY</b>			<b>-</b>	<b>444,000</b>	<b>73,046</b>	<b>-</b>	<b>432,116</b>	<b>275,480</b>	<b>-</b>	<b>475,500</b>	

**2020 CITY OF BEACON BUDGET**

**GENERAL FUND  
EXPENSE (A)**

			2017	2018	2018	2018	2019	2019	2019	2020	
			YTD	ADOPTED	REVISED	YTD	ADOPTED	REVISED	YTD	REQUESTED	
			ACTUAL	BUDGET	BUDGET	ACTUAL	BUDGET	BUDGET	ACTUAL	BUDGET	COMMENTS
			12/31/17		12/31/18	12/31/18		10/04/19	10/04/19		
<b>3120 POLICE</b>											
A3120	100200	POLICE CHIEF SALARY	118,098	125,798	142,204	142,204	146,577	146,577	113,821	147,733	
A3120	100300	POLICE CAPTAIN SALARY	112,464	113,101	113,101	104,402	122,461	122,461	92,409	120,205	
A3120	101000	REGULAR SALARIES	2,050,330	2,258,626	2,258,626	2,168,745	2,215,017	2,215,017	1,726,064	2,315,341	
A3120	101002	POLICE RETRO	-			-					
A3120	102000	CROSSING GUARD SALARIES	38,408	38,500	38,500	37,808	38,500	38,500	28,130	41,460	
A3120	105000	OVERTIME	433,260	450,000	450,000	466,188	475,000	475,000	344,524	475,000	
A3120	105001	OVERTIME-BUCKLE UP NY	-				4,125	4,125	4,089	3,575	
A3120	105004	OVERTIME-STOP DWI	2,039	1,000	2,302	2,301	1,500	1,500	1,325	1,500	
A3120	105005	OVERTIME-SCHOOL DISTRICT			5,074	5,074			2,053	4,500	
A3120	105008	OVERTIME-POLICE TRAFFIC	8,262	11,000	11,000	10,875	4,950	4,950	4,967	4,950	
A3120	105018	OT - EVENTS	14,098	7,000	16,973	16,972	8,000	8,000	11,170	20,000	
A3120	105200	SICK LEAVE BONUS	17,100	22,800	22,800	18,050	14,466	14,466	13,407	21,000	
A3120	105201	OUT OF TITLE	-	1,000	557	-	1,000	1,000	-	-	
A3120	105400	K-9 CARE	19,159	19,988	20,081	20,081	20,408	20,408	15,634	20,772	
A3120	105501	TRAINING STIPEND	23,549	23,683	7,277	2,277	-	-	-		
A3120	106000	CLERICAL SALARIES	75,013	76,988	76,988	70,362	52,397	52,397	41,297	52,396	
A3120	106001	POLICE ASSISTANT	17,916	29,659	29,659	27,234	32,292	32,292	22,551	45,373	
A3120	108001	HOLIDAY PAY	94,035	103,783	103,533	91,986	101,781	101,781	2,035	106,406	
A3120	119000	CLOTHING ALLOWANCE	21,500	21,500	22,100	22,100	21,500	21,500	21,400	22,200	
A3120	120000	HEALTH INSURANCE BUY	16,740	20,000	17,500	17,500	15,000	15,000	-	15,000	
A3120	190000	SEVERANCE/RETIREMENT PA	22,077		9,908	9,907			-		
A3120	220001	COMPUTER EQUIPMENT	19,578	20,347	20,228	20,227	28,743	28,743	4,431	31,798	
A3120	250000	EQUIPMENT	59,628	63,014	121,529	66,829	12,442	12,442	7,125	60,693	
A3120	250090	EQUIPMENT - BYRNE/JAG	10,758	10,000	10,000	-		10,000			
A3120	251200	BODY ARMOR	18,116	8,100	8,100	6,880	8,600	8,600	1,740	8,600	
A3120	412400	FIREARMS	29,457	30,000	37,329	19,236	30,000	47,083	39,209	36,126	
A3120	412401	LESS LETHAL		7,600	8,275	8,275	7,521	7,521	2,112	8,170	
A3120	413000	GAS & DIESEL	28,700	39,857	35,756	32,100	44,936	44,436	18,237	42,551	
A3120	416000	MATERIALS & SUPPLIES	11,595	13,000	18,895	17,571	14,849	14,849	8,244	16,000	
A3120	416700	DOG FOOD & SUPPLIES	1,690	1,000	2,000	1,060	1,600	1,600	1,149	1,750	
A3120	416800	TICKETS	38,717	40,000	41,245	41,245	40,000	40,000	29,325	42,500	
A3120	417501	CHILD SAFETY PROGRAM-GF	460	2,950	2,950	1,927	2,500	2,500	2,455	1,750	

**2020 CITY OF BEACON BUDGET**

**GENERAL FUND  
EXPENSE (A)**

			2017	2018	2018	2018	2019	2019	2019	2020	
			YTD	ADOPTED	REVISED	YTD	ADOPTED	REVISED	YTD	REQUESTED	
			ACTUAL	BUDGET	BUDGET	ACTUAL	BUDGET	BUDGET	ACTUAL	BUDGET	COMMENTS
			12/31/17		12/31/18	12/31/18		10/04/19	10/04/19		
A3120	418900	TRAFFIC LIGHTS	15,921	15,000	15,000	13,593	15,000	15,000	6,191	11,000	
A3120	419000	CLOTHING REPAIRS	110	250	250	60	250	250	195	250	
A3120	422015	CAMERA ELECTRIC	405	1,000	1,000	510	608	608	236	500	
A3120	440200	AUTO BODY REPAIRS	1,385	6,000	2,876	2,788	6,000	22,203	13,322	6,000	
A3120	443200	TRAINING	16,322	17,500	20,245	19,845	10,000	9,100	2,700	10,000	
A3120	443203	CANDIDATE EVALUATION	1,181	3,000	11,200	6,338	4,800	5,700	3,801	8,160	
A3120	445100	MAINTENANCE OF EQUIPME	31,960	28,050	28,346	28,346	42,913	42,364	45,971	52,588	
A3120	447000	RENTAL OF EQUIPMENT	33,974	43,584	39,584	36,865	31,016	38,593	25,444	31,776	
A3120	447200	REPAIR OF EQUIPMENT	22,817	26,000	23,452	19,272	26,000	26,000	13,128	26,000	
A3120	453000	MEDICAL EMERGENCY SERV	205	300	300	125	400	400	125	400	
A3120	459300	VETERINARY SERVICES	13,607	2,300	4,300	3,214	3,100	3,100	1,910	3,650	
A3120	462000	TRAVEL	477	500	500	360	500	500	298	500	
A3120	464000	MEALS, LAUNDRY	793	1,000	1,000	718	1,000	1,000	309	1,000	
A3120	467000	ASSOCIATION DUES	2,045	2,980	2,990	2,990	3,500	3,500	2,665	3,580	
A3120	810000	RETIREMENT	711,938	699,750	699,750	680,290	674,010	674,010	-	764,725	
A3120	820000	SOCIAL SECURITY	225,071	252,789	252,789	233,036	249,388	249,388	180,382	260,284	
<b>TOTAL POLICE</b>			<b>4,380,958</b>	<b>4,660,297</b>	<b>4,758,072</b>	<b>4,497,766</b>	<b>4,534,650</b>	<b>4,584,464</b>	<b>2,855,580</b>	<b>4,847,762</b>	

**2020 CITY OF BEACON BUDGET**

**GENERAL FUND  
EXPENSE (A)**

			2017	2018	2018	2018	2019	2019	2019	2020	
			YTD	ADOPTED	REVISED	YTD	ADOPTED	REVISED	YTD	REQUESTED	
			ACTUAL	BUDGET	BUDGET	ACTUAL	BUDGET	BUDGET	ACTUAL	BUDGET	COMMENTS
			12/31/17		12/31/18	12/31/18		10/04/19	10/04/19		
<b>3130 DETECTIVES</b>											
A3130	101000	REGULAR SALARIES	463,209	465,265	465,265	459,590	470,341	470,341	338,653	451,193	
A3130	105000	OVERTIME	46,134	70,000	70,000	43,180	70,000	70,000	44,582	70,000	
A3130	105200	SICK LEAVE BONUS	1,500	3,250	3,250	2,750	5,500	5,500	2,500	4,000	
A3130	105202	ON-CALL STIPEND	6,000	10,400	10,400	9,629	10,400	10,400	7,400	10,400	
A3130	106000	CLERICAL SALARIES	25,229	25,830	25,830	18,916	48,689	48,689	36,414	48,689	
A3130	108001	HOLIDAY PAY	21,281	21,474	21,474	16,399	21,708	21,708	-	20,824	
A3130	119000	CLOTHING ALLOWANCE	3,750	3,500	3,500	3,400	3,500	3,500	3,050	3,500	
A3130	120000	HEALTH INSURANCE BUY	5,000	5,000	2,500	2,500	5,000	5,000	1,250	5,000	
A3130	190000	SEVERANCE/RETIREMENT PAY			7,972	7,972					
A3130	250000	EQUIPMENT		2,445	2,456	2,456	7,765	7,765	7,717	2,000	
A3130	416000	MATERIALS & SUPPLIES	1,544	1,900	2,006	2,004	3,400	3,400	1,444	6,000	
A3130	445100	SOFTWARE & SUPPORT								2,495	
A3130	462002	PRISONER TRANSPORT	420	600	342	341	1,500	1,500	298	1,500	
A3130	468200	TOWING/IMPOUNDS	100	400	4,436	4,435	500	4,500	4,000	750	
A3130	820000	SOCIAL SECURITY	39,635	45,879	45,793	34,348	48,206	48,206	27,186	46,558	
<b>TOTAL DETECTIVES</b>			<b>613,802</b>	<b>655,943</b>	<b>665,224</b>	<b>607,920</b>	<b>696,509</b>	<b>700,509</b>	<b>474,494</b>	<b>672,909</b>	

**2020 CITY OF BEACON BUDGET**

**GENERAL FUND  
EXPENSE (A)**

			2017	2018	2018	2018	2019	2019	2019	2020	
			YTD	ADOPTED	REVISED	YTD	ADOPTED	REVISED	YTD	REQUESTED	
			ACTUAL	BUDGET	BUDGET	ACTUAL	BUDGET	BUDGET	ACTUAL	BUDGET	COMMENTS
			12/31/17		12/31/18	12/31/18		10/04/19	10/04/19		
<b>3410 FIRE</b>											
A3410	100200	FIRE CHIEF	91,089	93,366	93,366	93,892	95,700	95,700	73,571	95,700	
A3410	101000	REGULAR SALARIES	886,293	864,684	864,684	875,426	830,577	830,577	634,464	1,015,986	
A3410	103600	CAREER TRAINING OFFICER	8,500	8,500	8,547	8,547	8,500	8,500	6,538	9,000	
A3410	103700	TRAINING CERTIFICATION	26,000	24,000	24,000	24,000	26,000	26,000	26,000	32,000	
A3410	105101	OVERTIME	215,456	212,000	231,997	246,391	171,000	171,000	178,005	205,776	
A3410	105200	SICK LEAVE BONUS	2,100	2,100	1,850	1,850	2,750	2,750	1,850	2,000	
A3410	105203	SICK LEAVE SELLBACK	-	-	1,003	1,003	-	-	-	-	
A3410	119000	CLOTHING ALLOWANCE	7,800	7,800	7,500	7,500	8,400	8,400	8,100	10,200	
A3410	120000	HEALTH INSURANCE BUY-OU	5,000	5,000	6,464	6,463	5,000	5,000	1,884	10,000	
A3410	190000	SEVERANCE/RETIREM. PAY	34,939		30,161	30,161	-	111,536	111,535	15,000	
A3410	250000	EQUIPMENT	76,913	42,000	43,782	36,241	36,426	36,426	20,294	43,260	
A3410	250013	EQUIPMENT FOR TRAINING	923	1,000	1,000	978	1,000	1,000	958	1,000	
A3410	250028	CONFINED SPACE EQUIPMEN	2,345	2,500	2,500	2,351	2,500	2,500	1,982	2,500	
A3410	413000	GAS & DIESEL	15,055	19,089	20,103	20,103	21,846	21,846	13,750	25,229	
A3410	416000	MATERIALS & SUPPLIES	7,877	8,500	7,486	6,825	8,500	8,484	5,985	8,500	
A3410	432201	VOLUNTEER SERVICE AWAR	67,083	67,222	67,222	66,477	62,210	62,210	5,840	58,237	
A3410	441500	COMPUTER SUPPORT/DATA	2,619	2,800	2,800	2,665	2,800	2,800	2,745	2,800	
A3410	443200	RECRUIT & OFFICER TRAININ	7,290	10,000	10,233	10,233	10,000	10,000	9,175	20,000	
A3410	447200	REPAIR OF EQUIPMENT	50,241	50,000	49,901	48,651	40,000	40,000	27,159	32,894	
A3410	453700	EMPLOYEE PHYSICALS	3,026	6,000	5,866	4,018	6,000	6,000	3,105	6,000	
A3410	461900	FIRE PREVENTION	1,949	2,000	2,000	1,387	2,000	1,950	1,083	2,000	
A3410	462000	TRAVEL	1,017	2,000	2,000	1,708	2,000	2,000	919	2,000	
A3410	467000	ASSOCIATION DUES	150	534	534	509	534	600	600	600	
A3410	810000	RETIREMENT	248,013	256,429	256,429	250,144	247,842	247,842	-	268,534	
A3410	820000	SOCIAL SECURITY	94,871	93,135	93,135	96,162	87,816	96,816	77,446	106,768	
<b>TOTAL FIRE</b>			<b>1,856,549</b>	<b>1,780,659</b>	<b>1,834,563</b>	<b>1,843,685</b>	<b>1,679,401</b>	<b>1,799,937</b>	<b>1,212,988</b>	<b>1,975,984</b>	

**2020 CITY OF BEACON BUDGET**

**GENERAL FUND  
EXPENSE (A)**

			2017	2018	2018	2018	2019	2019	2019	2020	
			YTD	ADOPTED	REVISED	YTD	ADOPTED	REVISED	YTD	REQUESTED	
			ACTUAL	BUDGET	BUDGET	ACTUAL	BUDGET	BUDGET	ACTUAL	BUDGET	COMMENTS
			12/31/17		12/31/18	12/31/18		10/04/19	10/04/19		
<b>3510 ANIMAL CONTROL</b>											
A3510	103101	ANIMAL WARDEN	1,565	2,500	2,500	720	1,800	1,800	700	1,800	
A3510	413000	GAS & DIESEL	-	100	100	-	100	100	-	-	
A3510	416000	MATERIALS & SUPPLIES	-	1,280	1,280	463	100	50	-	150	
A3510	443200	TRAINING	50	350	350	-	-	250	250	350	
A3510	445100	MAINTENANCE OF EQUIPME	125	50	-	-	200	-	-	200	
A3510	447200	REPAIR OF EQUIPMENT	-	-	250	-	-	250	-	250	
A3510	459300	VETERINARY SERVICES		500	500	-	500	500	-	500	
A3510	459301	DOG HOUSING	3,200	5,000	4,800	630	4,000	3,750	385	750	
A3510	462000	TRAVEL	-	100	100	-	-	-	-	265	
A3510	820000	SOCIAL SECURITY	120	191	191	55	138	138	54	138	
<b>TOTAL ANIMAL CONTROL</b>			<b>5,060</b>	<b>10,071</b>	<b>10,071</b>	<b>1,868</b>	<b>6,838</b>	<b>6,838</b>	<b>1,389</b>	<b>4,402</b>	
<b>3620 BUILDING DEPARTMENT</b>											
A3620	101000	REGULAR SALARIES	183,357	188,016	189,176	189,176	281,763	281,763	163,072	272,448	
A3620	105000	OVERTIME	1,336	2,500	1,340	306	2,000	2,000	244	2,000	
A3620	105200	SICK LEAVE BONUS	1,200	1,200	1,200	1,200	1,200	1,200	1,200	1,200	
A3620	120000	HEALTH INSURANCE BUY-OU	2,500	2,500	2,500	2,500	2,500	2,500	1,250	2,500	
A3620	250000	EQUIPMENT	28,308	2,000	1,862	-	500	500	-	-	
A3620	411900	EDUCATIONAL SUPPLIES	1,520	2,000	2,000	1,656	2,000	2,000	1,521	5,000	
A3620	413000	GAS & DIESEL	1,670	2,026	2,026	1,565	2,351	2,351	831	2,067	
A3620	416000	MATERIALS & SUPPLIES	2,019	2,500	2,638	1,845	2,500	2,500	1,496	2,500	
A3620	441500	SOFTWARE & SUPPORT	900	2,300	2,300	900	2,000	2,000	-	900	
A3620	442400	EMERGENCY SECURE BUILD	-	2,000	2,000	1,403	2,000	2,000	-	2,000	
A3620	443200	TRAINING	1,492	2,000	2,000	1,335	2,000	2,000	935	2,000	
A3620	447200	REPAIR OF EQUIPMENT	433	1,000	1,000	36	700	700	-	700	
A3620	820000	SOCIAL SECURITY	13,812	14,858	14,858	14,105	21,991	21,991	12,123	21,278	
<b>TOTAL BUILDING DEPT</b>			<b>238,547</b>	<b>224,900</b>	<b>224,900</b>	<b>216,027</b>	<b>323,505</b>	<b>323,505</b>	<b>182,672</b>	<b>314,593</b>	



**2020 CITY OF BEACON BUDGET**

**GENERAL FUND  
EXPENSE (A)**

			2017	2018	2018	2018	2019	2019	2019	2020	
			YTD	ADOPTED	REVISED	YTD	ADOPTED	REVISED	YTD	REQUESTED	
			ACTUAL	BUDGET	BUDGET	ACTUAL	BUDGET	BUDGET	ACTUAL	BUDGET	COMMENTS
			12/31/17		12/31/18	12/31/18		10/04/19	10/04/19		
<b>5110 HIGHWAY</b>											
A5110	100401	SUPERINTENDENT SALARY	96,008	86,986	86,986	84,662	89,160	89,160	64,468	89,160	
A5110	101000	REGULAR SALARIES	833,489	877,816	876,748	863,758	985,375	985,375	716,005	978,970	
A5110	103100	TEMPORARY POSITION	28,675	28,000	27,532	27,531	28,000	28,000	23,928	29,120	
A5110	105000	OVERTIME	31,040	25,000	31,598	31,597	32,000	32,000	18,161	32,000	
A5110	105200	SICK LEAVE BONUS	3,000	4,800	4,800	4,200	2,400	3,000	3,000	600	
A5110	112500	MEALS	588	800	800	413	1,000	1,000	147	1,000	
A5110	119000	CLOTHING ALLOWANCE	5,825	7,800	7,800	7,078	9,425	9,425	8,550	9,425	
A5110	120000	HEALTH INSURANCE BUY-OU	6,058	7,500	10,674	10,673	10,000	10,000	2,842	10,000	
A5110	190000	SEVERANCE/RETIREMNT PAY	159,319		67,332	67,331					
A5110	250000	EQUIPMENT	6,421	6,000	4,937	2,483	1,500	1,500	658	1,500	
A5110	410100	ANTI-FREEZE	-	500	500	-	500	500	-	500	
A5110	411200	CONCRETE/CEMENT	8,937	2,000	2,000	-	2,000	2,000	-	5,500	
A5110	411300	BLACKTOP	10,672	25,000	24,818	15,044	25,000	23,890	7,438	20,000	
A5110	411400	CEMENT	256	500	1,366	1,365	1,200	2,455	1,344	-	
A5110	412300	FENCE	545	500	500	341	500	500	190	500	
A5110	412660	HIGHWAY GAS FOR HEAT	16,600	18,556	15,497	8,989	11,700	11,700	2,408	3,973	
A5110	412801	FLAGS	1,498	1,500	1,500	1,498	1,600	1,600	1,500	1,600	
A5110	412802	FLOWERS	2,224	2,200	2,200	2,200	2,400	2,400	2,200	2,600	
A5110	413000	GAS & DIESEL	42,570	56,667	59,726	59,726	58,845	52,407	21,228	60,421	
A5110	413001	BVAC GAS	8,876	12,866	12,866	8,185	12,073	12,073	6,172	12,773	
A5110	413002	VEHICLE OIL	6,343	5,600	6,233	6,233	6,000	6,000	3,999	6,000	
A5110	413200	GRATES	912	6,675	6,513	-	2,000	2,000	1,296	2,000	
A5110	413500	GREASE & LUBES	701	650	2,351	526	650	650	-	650	
A5110	415400	TOOLS	1,928	3,000	2,804	1,466	3,000	3,000	327	3,000	
A5110	416000	MATERIALS & SUPPLIES	22,886	19,000	20,996	17,893	19,000	17,897	6,649	19,000	
A5110	416300	PAINTS	675	1,000	1,000	643	1,000	1,000	261	1,000	
A5110	416400	PIPE	2,000	2,000	2,000	285	2,000	2,000	320	2,000	
A5110	417000	RADIO SUPPLIES	1,798	800	800	-	2,000	2,000	883	2,000	
A5110	417100	ROAD MARKINGS	15,900	23,000	23,000	21,526	25,000	25,000	-	25,000	
A5110	417200	GUARD RAILS						6,438	6,438	6,000	
A5110	417500	SAFETY SUPPLIES	3,784	2,000	1,945	854	2,000	2,000	504	2,000	
A5110	417900	SIGNS & POSTS	8,854	10,000	25,983	19,675	4,000	4,000	2,445	4,000	

**2020 CITY OF BEACON BUDGET**

**GENERAL FUND  
EXPENSE (A)**

			2017	2018	2018	2018	2019	2019	2019	2020	
			YTD	ADOPTED	REVISED	YTD	ADOPTED	REVISED	YTD	REQUESTED	
			ACTUAL	BUDGET	BUDGET	ACTUAL	BUDGET	BUDGET	ACTUAL	BUDGET	COMMENTS
			12/31/17		12/31/18	12/31/18		10/04/19	10/04/19		
A5110	418200	STONE	-	5,000	5,000	-	5,000	5,000	-	5,000	
A5110	418600	TUBES & TIRES	10,184	10,010	11,988	11,140	10,000	10,474	-	10,000	
A5110	418800	TAR	29,550	31,000	30,922	30,486	32,000	32,000	-	32,000	
A5110	419000	UNIFORM CLEANING	1,438	1,500	1,610	1,610	1,550	1,550	922	1,550	
A5110	419600	WEED CONTROL	-	950	840	-	950	950	-	4,000	
A5110	419700	WELDING SUPPLIES	1,972	1,500	1,500	1,491	1,500	2,458	690	1,500	
A5110	422081	NEW DPW ELECTRIC	18,019	14,744	14,744	11,158	13,835	13,835	986	1,360	
A5110	424001	NEW DPW WATER & SEWER	1,024	1,200	1,200	1,048	1,200	1,200	691	1,200	
A5110	443200	TRAINING	2,249	3,715	3,715	2,360	1,000	1,000	693	1,000	
A5110	444100	PROFESSIONAL LICENSE & P	-	2,000	2,000	557	600	600	298	600	
A5110	445100	MAINTENANCE OF EQUIPMEN	17,061	19,500	14,043	3,849	29,096	29,096	19,725	30,200	
A5110	447000	RENT OF EQUIPMENT	2,750	3,300	3,300	-	3,300	3,300	-	3,300	
A5110	447200	REPAIR OF EQUIPMENT	70,712	70,000	71,516	66,743	65,000	56,520	28,270	65,000	
A5110	447213	REPAIR OF MAIN ST CLOCKS	86	1,500	1,500	1,030	1,500	1,500	1,077	1,500	
A5110	447214	REPAIR OF BUS SHELTERS	4,050			-				1,500	
A5110	447300	REPAIR OF REAL PROPERTY	14,614	3,000	45,245	42,244	3,000	4,564	4,564	6,000	
A5110	448000	TREE CARE/REMOVAL	6,875	18,000	18,000	1,875	15,000	15,000	7,354	22,000	
A5110	462000	TRAVEL	33	150	150	104	150	150	28	150	
A5110	820000	SOCIAL SECURITY	85,507	79,461	84,611	80,736	88,538	88,538	60,853	87,996	
<b>TOTAL HIGHWAY</b>			<b>1,594,506</b>	<b>1,505,246</b>	<b>1,645,689</b>	<b>1,522,606</b>	<b>1,614,547</b>	<b>1,608,705</b>	<b>1,029,512</b>	<b>1,608,148</b>	

**2020 CITY OF BEACON BUDGET**

**GENERAL FUND  
EXPENSE (A)**

			2017	2018	2018	2018	2019	2019	2019	2020	
			YTD	ADOPTED	REVISED	YTD	ADOPTED	REVISED	YTD	REQUESTED	
			ACTUAL	BUDGET	BUDGET	ACTUAL	BUDGET	BUDGET	ACTUAL	BUDGET	COMMENTS
			12/31/17		12/31/18	12/31/18		10/04/19	10/04/19		
<b>5142 SNOW</b>											
A5142	105000	OVERTIME	71,617	90,000	90,000	56,335	90,000	90,000	66,057	90,000	
A5142	112500	MEALS	2,233	3,000	3,000	2,128	2,500	2,500	1,735	2,500	
A5142	250000	EQUIPMENT	875	500	995	994	1,000	1,000	-	1,000	
A5142	416000	MATERIALS & SUPPLIES	3,123	3,500	9,073	8,654	3,500	3,500	1,603	3,500	
A5142	417600	SAND & SALT	126,737	170,000	170,000	169,133	160,000	160,000	143,044	160,000	
A5142	447000	RENTAL OF EQUIPMENT	-	3,000	2,505	-	3,000	3,000	-	3,000	
A5142	447200	REPAIR OF EQUIPMENT	41,310	37,000	31,427	24,623	32,000	32,000	23,122	30,000	
A5142	820000	SOCIAL SECURITY	5,437	7,115	7,115	4,284	7,076	7,076	4,962	7,076	
<b>TOTAL SNOW</b>			<b>251,332</b>	<b>314,115</b>	<b>314,115</b>	<b>266,151</b>	<b>299,076</b>	<b>299,076</b>	<b>240,523</b>	<b>297,076</b>	
<b>5182 STREET LIGHTS</b>											
A5182	422090	STREET LIGHTS LIGHT & POW	62,840	82,700	82,700	51,941	55,000	45,500	4,480	7,392	
A5182	447300	REPAIR OF REAL PROPERTY	1,017	1,500	1,500	771	2,000	11,500	10,812	24,000	
A5182	470300	STREET LIGHTS HOLIDAY DE	852	2,000	3,000	2,400	2,500	2,500	1,522	2,500	
<b>TOTAL STREET LIGHTS</b>			<b>64,709</b>	<b>86,200</b>	<b>87,200</b>	<b>55,112</b>	<b>59,500</b>	<b>59,500</b>	<b>16,814</b>	<b>33,892</b>	
<b>5630 BUS OPERATIONS</b>											
A5630	464500	BUS LINE	-	-	16,000	8,858	11,000	11,259	11,258	24,100	
<b>TOTAL BUS OPERATIONS</b>			<b>-</b>	<b>-</b>	<b>16,000</b>	<b>13,858</b>	<b>11,000</b>	<b>11,259</b>	<b>11,258</b>	<b>24,100</b>	
<b>6475 TOURISM</b>											
A6475	467400	PROMOTION OF TOURISM	4,770	3,500	3,500	-	-	-	-	-	
<b>TOTAL TOURISM</b>			<b>4,770</b>	<b>3,500</b>	<b>3,500</b>	<b>-</b>	<b>-</b>	<b>-</b>	<b>-</b>	<b>-</b>	

**2020 CITY OF BEACON BUDGET**

**GENERAL FUND  
EXPENSE (A)**

			2017	2018	2018	2018	2019	2019	2019	2020	
			YTD	ADOPTED	REVISED	YTD	ADOPTED	REVISED	YTD	REQUESTED	
			ACTUAL	BUDGET	BUDGET	ACTUAL	BUDGET	BUDGET	ACTUAL	BUDGET	COMMENTS
			12/31/17		12/31/18	12/31/18		10/04/19	10/04/19		
<b>7110 PARK</b>											
A7110	101000	REGULAR SALARIES	115,674	121,488	121,488	92,150	112,534	112,534	78,619	128,126	
A7110	103100	TEMPORARY POSITION	-	7,000	13,829	13,828	14,000	14,163	14,163	14,560	
A7110	105000	OVERTIME	1,754	2,000	2,000	1,442	2,000	1,837	1,558	2,000	
A7110	105200	SICK LEAVE BONUS		-	600	600				600	
A7110	112500	MEALS	119	160	160	14	160	160	-	100	
A7110	119000	CLOTHING ALLOWANCE	1,100	1,200	1,200	1,200	1,300	1,300	1,300	1,300	
A7110	120000	HEALTH INSURANCE BUY-OU	2,500	2,500	1,250	1,250	-	-	-		
A7110	190000	SEVERANCE/RETIREMENT PAY				-					
A7110	250000	EQUIPMENT	4,716	2,500	2,500	-	2,500	2,500	298	1,500	
A7110	412300	FENCE		250	250	-	250	250	-	250	
A7110	413000	GAS & DIESEL	2,770	3,459	4,570	4,570	5,208	5,208	3,467	5,825	
A7110	415400	TOOLS		500	-	-	500	500	-	500	
A7110	416000	MATERIALS & SUPPLIES	2,583	2,000	1,699	1,402	2,000	2,000	763	2,000	
A7110	416300	PAINTS	1,126	1,000	1,000	629	1,000	1,000	-	1,000	
A7110	417900	SIGNS & POSTS	1,015					4,875	3,076	-	
A7110	419600	WEED CONTROL	1,676	1,600	1,089	160	1,500	1,500	-	1,500	
A7110	422095	PARK ELECTRIC	21,419	25,459	25,459	16,322	21,495	19,970	3,569	5,531	
A7110	447200	REPAIR OF EQUIPMENT	2,595	7,000	7,000	4,557	2,500	3,081	2,323	3,000	
A7110	447300	REPAIR OF REAL PROPERTY		500	500	-	500	419	-	1,500	
A7110	820000	SOCIAL SECURITY	8,849	10,278	10,278	7,445	9,945	9,945	6,799	11,221	
<b>TOTAL PARK</b>			<b>167,896</b>	<b>188,894</b>	<b>194,872</b>	<b>145,569</b>	<b>177,392</b>	<b>181,242</b>	<b>115,935</b>	<b>180,513</b>	

**2020 CITY OF BEACON BUDGET**

**GENERAL FUND  
EXPENSE (A)**

			2017	2018	2018	2018	2019	2019	2019	2020	
			YTD	ADOPTED	REVISED	YTD	ADOPTED	REVISED	YTD	REQUESTED	
			ACTUAL	BUDGET	BUDGET	ACTUAL	BUDGET	BUDGET	ACTUAL	BUDGET	COMMENTS
			12/31/17		12/31/18	12/31/18		10/04/19	10/04/19		
<b>7112 SETTLEMENT CAMP PROPERTY</b>											
A7112	250000	PURCHASE EQUIPMENT		6,230	6,230						
A7112	416000	MATERIAL & SUPPLIES	63	500	500	75	250	250	-		
A7112	422096	SETTLEMENT CAMP ELEC 30	3,020	3,327	3,327	2,982	3,200	3,200	2,148	2,983	
A7112	444000	JANITOR SERVICE	4,175	5,000	5,675	5,675	5,000	4,759	3,675	5,000	
A7112	445100	MAINTENANCE OF EQUIP		1,500	1,500	-	1,200	1,200	763	1,200	
A7112	447300	REPAIR OF REAL PROPERTY	31,620	25,000	18,095	6,800	5,000	5,241	4,824	7,500	
A7112	448000	TREE CARE/REMOVAL	6,250	5,000	5,000	5,000	5,000	5,000	3,080	5,000	
<b>TOTAL USC</b>			<b>45,128</b>	<b>46,557</b>	<b>40,327</b>	<b>20,532</b>	<b>19,650</b>	<b>19,650</b>	<b>14,490</b>	<b>21,683</b>	
<b>7140 RECREATION</b>											
A7140	101000	REGULAR SALARY	87,021	102,149	103,477	103,476	107,625	107,625	83,193	109,973	
A7140	105000	OVERTIME	270	2,000	1,175	1,175	2,000	2,000	1,903	2,000	
A7140	105200	SICK LEAVE BONUS	900	2,100	1,500	1,500	1,500	1,500	600	2,100	
A7140	109102	RECREATION DIRECTOR	55,725	57,118	57,441	57,440	58,546	58,546	45,008	58,546	
A7140	119000	CLOTHING ALLOWANCE	-	300	300	300	325	325	325	975	
A7140	120000	HEALTH BUYOUT		2,500	1,675	-	-	-	-	-	
A7140	173100	SUMMER PLAYGROUND COU	44,815	50,250	50,249	50,249	57,000	57,000	51,550	55,000	
A7140	173102	AFTER SCHOOL COUNSELOR	46,682	57,000	57,000	48,312	60,900	60,900	35,219	60,000	
A7140	173103	AFTER SCHOOL ACTIVITY SP	28,380	36,000	36,000	24,881	36,000	36,000	16,080	36,000	
A7140	250000	EQUIPMENT	7,454	1,000	11,278	11,133	6,000	6,000	633	-	
A7140	413000	GAS & DIESEL	707	400	655	655	630	630	360	674	
A7140	416000	MATERIALS & SUPPLIES	5,830	2,400	2,894	2,845	2,500	1,915	713	2,500	
A7140	416007	AFTER SCHOOL MAT & SUPP	9,201	21,000	21,112	7,921	21,000	21,000	4,616	18,000	
A7140	417601	PLAY SAND	-	700	375	130	1,100	1,100	-	1,000	
A7140	417602	PLAY SAFETY SURFACE	5,367	5,000	3,851	2,858	6,000	6,000	3,280	6,000	
A7140	417700	23 W CENTER PAPER SUPPL	851	1,500	1,400	1,049	1,000	1,000	594	750	
A7140	422097	23 W CENTER ELECTRIC	10,345	10,713	10,437	9,517	11,723	5,196	3,188	5,261	
A7140	423202	23 W CENTER ALARM	902	2,500	2,656	2,655	2,500	2,500	755	2,500	
A7140	441500	SOFTWARE & SUPPORT			3,600	3,595				3,700	
A7140	445100	MAINTENANCE OF EQUIPMEN	150				-	-	-		
A7140	446000	PRINTING/COPIER LEASE	2,279	2,100	2,316	2,257	2,200	2,914	2,144	2,900	

**2020 CITY OF BEACON BUDGET**

**GENERAL FUND  
EXPENSE (A)**

			2017	2018	2018	2018	2019	2019	2019	2020	
			YTD	ADOPTED	REVISED	YTD	ADOPTED	REVISED	YTD	REQUESTED	
			ACTUAL	BUDGET	BUDGET	ACTUAL	BUDGET	BUDGET	ACTUAL	BUDGET	COMMENTS
			12/31/17		12/31/18	12/31/18		10/04/19	10/04/19		
A7140	446010	YARD SALE AD PRINTING	336	500	464	463	500	510	314	500	
A7140	447000	RENTAL OF EQUIPMENT	8,375	9,500	9,500	8,007	9,000	8,559	6,838	9,000	
A7140	447200	REPAIR OF EQUIPMENT	1,454	1,500	1,500	1,409	1,500	-	-		
A7140	447300	REPAIR OF PROPERTY	13,238	5,000	5,845	5,278	5,000	12,941	3,240	12,000	
A7140	462000	TRAVEL			97	96	100	100	-	100	
A7140	470500	COMMUNITY OUTREACH	1,190	1,500	1,407	573	1,500	1,500	-	1,500	
A7140	470600	CELEBRATION	6,268	8,500	8,593	7,972	10,000	9,990	5,776	12,500	
A7140	471500	FIREWORKS	7,500	-	7,500	7,500	7,500	8,500	8,500	8,500	
A7140	476306	SPORT CAMP	4,050	3,500	4,050	4,050	4,050	4,050	4,050	4,050	
A7140	477200	SOFTBALL - WOMENS	2,539	3,200	2,650	2,382	3,200	3,200	2,535	3,200	
A7140	477500	SUMMER BASKETBALL	4,379	9,000	9,000	6,691	6,500	6,500	6,270	6,500	
A7140	478100	SUMMER CAMP PROGRAM	2,959	9,000	7,400	5,107	7,500	7,371	4,678	7,500	
A7140	478400	SWIMMING PROGRAM	-		585	585	-	-	-		
A7140	478700	TENNIS	2,327	3,500	3,431	2,182	3,500	3,500	2,698	3,500	
A7140	479600	WOMENS VOLLEYBALL	-	350	350	177	350	350	-	350	
A7140	479800	YOUTH SERVICE GRANT		24,267	24,267	8,297	-	6,600	6,600	20,000	
A7140	479900	PROGRAM DEVELOPMENT	250	2,500	418	-	2,000	2,000	560	1,000	
A7140	820000	SOCIAL SECURITY	17,466	20,916	20,916	19,447	22,024	22,070	15,809	22,077	
<b>TOTAL RECREATION</b>			<b>379,210</b>	<b>459,463</b>	<b>477,364</b>	<b>412,164</b>	<b>462,773</b>	<b>469,892</b>	<b>318,029</b>	<b>480,156</b>	

**2020 CITY OF BEACON BUDGET**

**GENERAL FUND  
EXPENSE (A)**

			2017	2018	2018	2018	2019	2019	2019	2020	
			YTD	ADOPTED	REVISED	YTD	ADOPTED	REVISED	YTD	REQUESTED	
			ACTUAL	BUDGET	BUDGET	ACTUAL	BUDGET	BUDGET	ACTUAL	BUDGET	COMMENTS
			12/31/17		12/31/18	12/31/18		10/04/19	10/04/19		
<b>7141</b>	<b>SWIMMING POOL FACILITY</b>										
A7141	173100	LIFEGUARDS	27,841	27,500	29,427	29,427	29,000	27,743	27,743	28,000	
A7141	250000	EQUIPMENT	7,818	1,500	1,500	510	1,500	-	-	17,500	
A7141	410900	CHEMICALS	3,372	5,000	5,000	4,458	4,600	8,721	7,491	6,000	
A7141	416000	MATERIALS & SUPPLIES	2,419	3,500	1,425	658	2,500	2,480	1,792	2,500	
A7141	443200	TRAINING	166	800	800	674	800	480	300	750	
A7141	444100	LICENSE & PERMIT FEE	235	250	250	-	250	470	470	485	
A7141	445100	MAINTENANCE OF EQUIP	-	2,500	1,372	780	1,500	1,193	-	4,000	
A7141	445102	POOL START-UP/CLEANING	6,917	5,000	6,128	6,128	5,000	4,000	2,247	5,000	
A7141	447200	REPAIR OF EQUIPMENT	653	1,500	1,500	811	1,000	9,170	9,170	4,000	
A7141	820000	SOCIAL SECURITY	2,130	2,104	2,252	2,251	2,219	2,139	2,139	2,142	
<b>TOTAL SWIMMING POOL FACILITY</b>			<b>51,551</b>	<b>49,654</b>	<b>49,654</b>	<b>45,697</b>	<b>48,369</b>	<b>56,396</b>	<b>51,352</b>	<b>70,377</b>	
<b>7620 ADULT RECREATION</b>											
A7620	470600	SENIOR PROGRAMS	-	2,500	1,918	825	2,500	2,500	-	2,500	
A7620	476500	SENIOR ART	2,858	3,280	3,862	3,862	3,900	3,900	2,400	3,600	
<b>TOTAL ADULT RECREATION</b>			<b>2,858</b>	<b>5,780</b>	<b>5,780</b>	<b>4,687</b>	<b>6,400</b>	<b>6,400</b>	<b>2,400</b>	<b>6,100</b>	

**2020 CITY OF BEACON BUDGET**

**GENERAL FUND  
EXPENSE (A)**

			2017	2018	2018	2018	2019	2019	2019	2020	
			YTD	ADOPTED	REVISED	YTD	ADOPTED	REVISED	YTD	REQUESTED	
			ACTUAL	BUDGET	BUDGET	ACTUAL	BUDGET	BUDGET	ACTUAL	BUDGET	COMMENTS
			12/31/17		12/31/18	12/31/18		10/04/19	10/04/19		
<b>8010 ZONING</b>											
A8010	101000	REGULAR SALARIES	6,750	6,914	7,047	7,046	7,084	7,084	5,506	7,108	
A8010	105000	OVERTIME	1,717	1,200	2,023	2,023	2,000	1,933	1,581	2,000	
A8010	416000	MATERIALS & SUPPLIES	171	300	200	163	300	300	226	300	
A8010	443200	TRAINING		1,000	-		500	500	-	500	
A8010	452000	ENGINEERS			1,038	1,038					
A8010	455000	VIDEOGRAPHER	800	2,400	2,400	2,400	2,400	2,400	1,600	4,200	
A8010	820000	SOCIAL SECURITY	645	621	692	692	695	695	540	697	
<b>TOTAL ZONING</b>			<b>10,083</b>	<b>12,435</b>	<b>13,400</b>	<b>13,362</b>	<b>12,979</b>	<b>12,912</b>	<b>9,453</b>	<b>14,805</b>	
<b>8020 PLANNING</b>											
A8020	101000	REGULAR SALARIES	6,750	6,914	7,047	7,046	7,084	7,084	5,506	7,108	
A8020	105000	OVERTIME	3,115	2,400	2,522	2,522	2,400	2,467	2,467	2,500	
A8020	250000	EQUIPMENT	-		-	-					
A8020	416000	MATERIALS & SUPPLIES	377	450	1,958	1,956	1,450	1,450	202	1,450	
A8020	443200	TRAINING		1,000	763	-	500	500	-	500	
A8020	450400	ATTORNEYS	1,069				-	-	-	-	
A8020	452000	CONSULTANT	40,163	70,000	148,500	84,836	65,000	64,900	35,790	65,000	
A8020	454000	ENGINEERS	3,156		-	-					
A8020	455000	VIDEOGRAPHER	2,400	2,400	2,400	2,400	2,400	2,500	1,800	4,200	
A8020	820000	SOCIAL SECURITY	752	713	730	730	726	726	608	735	
<b>TOTAL PLANNING</b>			<b>57,782</b>	<b>83,877</b>	<b>163,920</b>	<b>99,490</b>	<b>79,560</b>	<b>79,627</b>	<b>46,373</b>	<b>81,493</b>	



**2020 CITY OF BEACON BUDGET**

**GENERAL FUND  
EXPENSE (A)**

			2017	2018	2018	2018	2019	2019	2019	2020	
			YTD	ADOPTED	REVISED	YTD	ADOPTED	REVISED	YTD	REQUESTED	
			ACTUAL	BUDGET	BUDGET	ACTUAL	BUDGET	BUDGET	ACTUAL	BUDGET	COMMENTS
			12/31/17		12/31/18	12/31/18		10/04/19	10/04/19		
<b>8160 SANITATION</b>											
A8160	446600	REFUSE REMOVAL	66,174	60,000	77,200	91,845	84,463	84,463	45,483	78,000	
A8160	449100	GARBAGE HAULING & DISPO	669,138	668,892	677,192	677,309	685,101	685,101	414,170	710,000	
A8160	449101	ADD A CAN EXPENSE	25	150	150	33	125	125	20	125	
A8160	449300	RECYCLING HAULING	238,601	238,000	233,664	235,749	231,331	231,331	149,466	257,000	
A8160	449301	RECYCLING DISPOSAL			44,771	50,029	65,700	65,700	63,079	100,000	
<b>TOTAL SANITATION</b>			<b>973,938</b>	<b>967,042</b>	<b>1,032,977</b>	<b>1,054,965</b>	<b>1,066,720</b>	<b>1,066,720</b>	<b>672,218</b>	<b>1,145,125</b>	
<b>8170 STREET CLEANING</b>											
A8170	416000	MATERIALS & SUPPLIES	1,289	3,000	3,000	2,833	3,000	6,008	6,007	6,500	
A8170	447200	REPAIR OF EQUIPMENT	13,547	10,000	10,000	4,131	5,000	7,934	5,017	5,000	
<b>TOTAL STREET CLEANING</b>			<b>14,836</b>	<b>13,000</b>	<b>13,000</b>	<b>6,964</b>	<b>8,000</b>	<b>13,942</b>	<b>11,024</b>	<b>11,500</b>	
<b>8189 RECYCLING</b>											
A8189	101000	REGULAR SALARIES	138,987	127,168	127,988	127,988	86,330	86,330	52,191	86,559	
A8189	105000	OVERTIME	2,472	2,400	2,931	2,930	2,400	2,400	373	2,400	
A8189	105200	SICK LEAVE BONUS	600	600	600	600	600	600	600	600	
A8189	112500	MEALS	56	200	21	21	200	200	-	200	
A8189	119000	CLOTHING ALLOWANCE	1,100	1,200	1,200	1,200	975	975	650	975	
A8189	190000	SEVERANCE/RETIREMENT PA	33,183								
A8189	412650	RECYCLING CENTER GAS/OIL	-	5,000	5,000	2,474	2,300	2,300	1,783	2,941	
A8189	413000	GAS & DIESEL	4,066	11,833	11,301	3,070	14,307	14,307	6,640	10,151	
A8189	415400	TOOLS	276	250	198	-	250	250	-	250	
A8189	416000	MATERIALS & SUPPLIES	404	500	610	610	500	500	-	500	
A8189	418600	TUBES & TIRES	-	1,000	1,000	-	750	750	-	750	
A8189	422050	RECYCLING CENTER ELECTF	1,209	1,439	1,612	1,611	1,686	1,686	585	965	
A8189	447200	REPAIR OF EQUIPMENT	21,114	30,000	30,000	12,949	25,000	25,000	3,525	15,000	
A8189	820000	SOCIAL SECURITY	12,806	10,065	10,065	9,391	6,924	6,924	3,759	6,941	
<b>TOTAL RECYCLING</b>			<b>216,273</b>	<b>191,655</b>	<b>192,526</b>	<b>162,844</b>	<b>142,222</b>	<b>142,222</b>	<b>70,106</b>	<b>128,232</b>	

**2020 CITY OF BEACON BUDGET**

**GENERAL FUND  
EXPENSE (A)**

			2017	2018	2018	2018	2019	2019	2019	2020	
			YTD	ADOPTED	REVISED	YTD	ADOPTED	REVISED	YTD	REQUESTED	
			ACTUAL	BUDGET	BUDGET	ACTUAL	BUDGET	BUDGET	ACTUAL	BUDGET	COMMENTS
			12/31/17		12/31/18	12/31/18		10/04/19	10/04/19		
<b>9010 EMPLOYEES RETIREMENT SYSTEM</b>											
A9010	810000	RETIREMENT	309,740	306,401	306,401	305,343	304,988	304,988	-	320,252	
<b>TOTAL RETIREMENT</b>			<b>309,740</b>	<b>306,401</b>	<b>306,401</b>	<b>305,343</b>	<b>304,988</b>	<b>304,988</b>	<b>-</b>	<b>320,252</b>	
<b>9040 WORKERS COMPENSATION</b>											
A9040	830000	WORKERS' COMPENSATION	228,988	247,307	247,307	247,307	290,610	290,610	290,609	275,339	
A9040	830001	VOLUNTEER FIREFIGHTERS					24,596	24,596	24,596	27,399	
<b>TOTAL COMPENSATION</b>			<b>228,988</b>	<b>247,307</b>	<b>247,307</b>	<b>247,307</b>	<b>315,206</b>	<b>315,206</b>	<b>315,205</b>	<b>302,738</b>	
<b>9050 UNEMPLOYMENT BENEFITS</b>											
A9050	850100	UNEMPLOYMENT BENEFITS	1,254	4,000	3,623	-	2,000	2,000	-	2,000	
<b>TOTAL UNEMPLOYMENT</b>			<b>1,254</b>	<b>4,000</b>	<b>3,623</b>	<b>-</b>	<b>2,000</b>	<b>2,000</b>	<b>-</b>	<b>2,000</b>	
<b>9055 DISABILITY</b>											
A9055	850000	INSURANCE	6,839	5,800	6,177	6,177	5,800	5,800	3,585	5,800	
<b>TOTAL DISABILITY</b>			<b>6,839</b>	<b>5,800</b>	<b>6,177</b>	<b>6,177</b>	<b>5,800</b>	<b>5,800</b>	<b>3,585</b>	<b>5,800</b>	
<b>9060 HEALTH INSURANCE</b>											
A9060	840000	HEALTH INSURANCE	2,965,448	2,629,879	2,629,879	2,730,867	2,958,783	2,958,783	1,848,485	3,149,173	
A9060	840100	MEDICARE REIMBURSEMENT	101,597	104,282	104,282	136,769	140,676	140,676	68,422	147,141	
A9060	840200	EMPLOYEE ASSISTANCE PRO	2,371	2,400	2,431	2,431	2,500	2,500	1,832	2,500	
A9060	840400	EMPLOYEE DRUG TESTING	4,096	3,000	5,717	5,717	3,000	3,000	1,744	3,000	
A9060	840500	DENTAL INSURANCE	67,086	76,412	71,920	63,240	64,334	64,334	59,091	86,363	
A9060	840600	VISION INSURANCE	9,792	9,319	10,759	9,909	9,814	9,814	8,438	10,125	
A9060	840700	LIFE INSURANCE	652	660	964	964	1,000	1,000	964	970	
<b>TOTAL HEALTH INSURANCE</b>			<b>3,151,042</b>	<b>2,825,952</b>	<b>2,825,952</b>	<b>2,949,897</b>	<b>3,180,107</b>	<b>3,180,107</b>	<b>1,988,976</b>	<b>3,399,272</b>	

**2020 CITY OF BEACON BUDGET**

**GENERAL FUND  
EXPENSE (A)**

			2017	2018	2018	2018	2019	2019	2019	2020	
			YTD	ADOPTED	REVISED	YTD	ADOPTED	REVISED	YTD	REQUESTED	
			ACTUAL	BUDGET	BUDGET	ACTUAL	BUDGET	BUDGET	ACTUAL	BUDGET	COMMENTS
			12/31/17		12/31/18	12/31/18		10/04/19	10/04/19		
<b>9710 SERIAL BONDS</b>											
A9710	601100	2011 (1996 & 2001) PRINCIPAL	306,598	322,319	322,319	322,319	326,252	326,252	326,252	341,976	
A9710	605500	2014 (2005) PRINCIPAL	587,387	619,233	619,233	619,233	636,925	636,925	636,925	654,618	
A9710	605600	2016 PRINCIPAL	122,077	123,207	123,207	123,207	124,339	124,339	124,339	125,467	
A9710	605700	2018 PRINCIPAL					495,812	495,812	495,812	514,445	
A9710	605800	2008 PRINCIPAL	420,000	440,000	440,000	440,000	460,000	460,000	-	475,000	
A9710	701100	2011 (1996 & 2001) INTEREST	41,980	29,716	29,716	29,716	20,047	20,047	20,047	10,259	
A9710	705500	2014 (2005) INTEREST	163,040	133,670	133,670	133,670	115,093	115,093	115,093	95,986	
A9710	705600	2016 INTEREST	80,550	78,098	78,098	78,097	75,622	75,622	38,433	73,124	
A9710	705700	2018 INTEREST			232,632	232,631	482,312	482,312	244,875	467,159	
A9710	705800	2008 INTEREST	142,469	125,669	125,669	125,669	103,669	103,669	51,834	85,269	
<b>TOTAL SERIAL BONDS</b>			<b>1,864,101</b>	<b>1,871,912</b>	<b>2,104,544</b>	<b>2,104,542</b>	<b>2,840,071</b>	<b>2,840,071</b>	<b>2,053,610</b>	<b>2,843,303</b>	
<b>9730 BOND ANTICIPATION NOTES</b>											
A9730	607599	BAN Principal	530,270	554,975	554,975	554,975	-	-	-		
A9730	707599	BAN Interest	127,302	174,821	174,821	174,821	-	-	-		
<b>TOTAL BANS</b>			<b>657,572</b>	<b>729,796</b>	<b>729,796</b>	<b>729,796</b>	<b>-</b>	<b>-</b>	<b>-</b>	<b>-</b>	
<b>9950 INTERFUND TRANSFERS</b>											
A9950	900003	INTERFUND TRANSFER	1,721,346	-	2,491,000	2,491,000	-	-	-		
<b>TOTAL INTERFUND TRANSFERS</b>			<b>1,721,346</b>	<b>-</b>	<b>2,491,000</b>	<b>2,491,000</b>	<b>-</b>	<b>-</b>	<b>-</b>	<b>-</b>	
<b>TOTAL GENERAL EXPENSE</b>			<b>21,206,825</b>	<b>20,149,824</b>	<b>23,053,994</b>	<b>22,053,797</b>	<b>20,722,886</b>	<b>20,849,471</b>	<b>13,269,589</b>	<b>21,842,327</b>	

**2020 CITY OF BEACON BUDGET**

**GENERAL FUND REVENUE (A)**

			2017	2018	2018	2018	2019	2019	2019	2020	
			YTD	ADOPTED	REVISED	YTD	ADOPTED	REVISED	YTD	REQUESTED	
			ACTUAL	BUDGET	BUDGET	ACTUAL	BUDGET	BUDGET	ACTUAL	BUDGET	COMMENTS
			12/31/17		12/31/18	12/31/18		10/04/19	10/04/19		
<b>1325 FINANCE</b>											
A1325	100113	2013 TAX REVENUE	4,043								
A1325	100114	2014 TAX REVENUE	320,211								
A1325	100115	2015 TAX REVENUE	14,571								
A1325	100116	2016 TAX REVENUE	27,857			582,938					
A1325	100117	2017 TAX REVENUE	9,586,899			2,304			242,706		
A1325	100118	2018 TAX REVENUE		10,593,191	10,593,191	9,974,839			401,148		
A1325	100119	2019 TAX REVENUE					10,964,181	10,964,181	10,961,242		
A1325	102827	BUILDING VIOLATONS	62,922			44,663			45,804		
A1325	108100	PAYMENTS IN LIEU OF	222,463	214,983	214,983	266,233	220,071	220,071	219,897	234,017	
A1325	109006	2016 TAX INTEREST				-					
A1325	109007	2017 TAX INTEREST	64,109			2,242			13		
A1325	109008	2018 TAX INTEREST		95,000	95,000	460,811			61,068		
A1325	109009	2019 TAX INTEREST					95,000	95,000	410,652		
A1325	109010	2020 TAX INTEREST								100,000	
A1325	109013	2013 TAX INTEREST	833						26		
A1325	109014	2014 TAX INTEREST	3,469						40,299		
A1325	109015	2015 TAX INTEREST				1					
A1325	109050	IN REM INTEREST	56,263			143,535			4,598		
A1325	111000	SALES TAX	4,321,409	4,278,686	4,278,686	4,461,401	4,321,000	4,321,000	2,376,392	4,462,000	
A1325	113000	UTILITY TAX	154,164	134,000	134,000	186,660	134,000	134,000	175,763	146,000	
A1325	113001	UTILITY TAX REFUND AUDIT									
A1325	117000	FRANCHISE TAX	242,613	236,000	236,000	240,380	236,000	236,000	179,421	236,000	
A1325	123000	SCHOOL TAX PENALTY	34,069	52,000	52,000	47,896	50,000	50,000	53,032	50,000	
A1325	126000	HEALTH INSURANCE RE	250,530	257,822	257,822	292,730	328,626	328,626	255,074	352,855	
A1325	126001	DENTAL INSURANCE RE	56,153	57,728	57,728	54,332	54,764	54,764	42,461	52,007	
A1325	201202	FLEA MARKET FEE	5,940	5,000	5,000	4,180	5,000	5,000	3,300	5,000	
A1325	240100	INTEREST & EARNINGS	10,146	8,000	8,000	76,073	38,000	38,000	58,925	40,000	
A1325	240102	BOND & COUPON INTEF	296	300	300	1,971	500	500	1,133	-	
A1325	240105	NYCLASS INTEREST							115,089	145,000	
A1325	250100	BUSINESS/OCCUPATIO	14,150	8,000	8,000	6,620	8,000	8,000	3,180	7,000	
A1325	254000	BINGO LICENSES	5,210	4,000	4,000	7,512	4,000	4,000	2,737	5,000	

**2020 CITY OF BEACON BUDGET**

**GENERAL FUND REVENUE (A)**

			2017	2018	2018	2018	2019	2019	2019	2020	
			YTD	ADOPTED	REVISED	YTD	ADOPTED	REVISED	YTD	REQUESTED	
			ACTUAL	BUDGET	BUDGET	ACTUAL	BUDGET	BUDGET	ACTUAL	BUDGET	COMMENTS
			12/31/17		12/31/18	12/31/18		10/04/19	10/04/19		
A1325	254500	OTHER LICENSES	1,253	1,000	1,000	1,630	1,000	1,000	1,198	1,200	
A1325	261000	FINES & FORFEITED BA	176,829	175,000	175,000	135,239	145,000	145,000	83,725	80,000	
A1325	265000	SALE OF SCRAP	32,744	-	-	8,050	-	4,000	84,157	-	
A1325	265501	BIDS	1,375	1,000	1,000	1,940	1,000	1,000	4,815	1,000	
A1325	266000	SALE OF REAL PROPER	64,465	50,000	1,050,000	1,217,606	50,000	50,000	18,000	-	
A1325	268000	INSURANCE RECOVERI	3,518	-	-	252	-	-	29,644	-	
A1325	268001	INSURANCE REIMBURS	93,921	15,000	15,000	34,523	30,000	30,000	20,057	25,000	
A1325	270100	REFUND OF PRIOR YEAR EXPENSE				20,702			19,919	-	
A1325	270500	DONATIONS							3,350	-	
A1325	277000	MISCELLANEOUS REVE	3,828	4,000	4,000	13,754	3,000	3,000	2,086	3,000	
A1325	277007	BANNER PERMITS				2,400	2,000	2,000	1,500	2,000	
A1325	280101	INTERFUND REVENUE -	233,700	241,520	241,520	241,520	249,950	249,950	249,950	262,410	
A1325	280102	INTERFUND REVENUE -	215,790	216,800	216,800	216,800	224,670	224,670	224,670	237,100	
A1325	300100	STATE AID AIM FUNDIN	1,537,478	1,537,478	1,537,478	2,945,548	1,537,478	1,537,478	-	1,537,478	
A1325	300500	STATE AID MORTGAGE	440,337	400,000	400,000	548,980	450,000	450,000	315,650	500,000	
A1325	333100	STATE AID O&M COURT	50,632	54,000	54,000	46,175	50,000	50,000	-	50,000	
A1325	396000	ST AID EMERGENCY DISASTER				9,287				-	
A1325	496000	FED AID EMERGENCY DISASTER				-				-	
<b>TOTAL FINANCE</b>			<b>18,314,190</b>	<b>18,640,508</b>	<b>19,640,508</b>	<b>22,301,727</b>	<b>19,203,240</b>	<b>19,207,240</b>	<b>16,712,681</b>	<b>8,534,067</b>	
<b>1410 CITY CLERK</b>											
A1410	125500	CLERK FEES	8,378	7,500	7,500	8,932	7,500	7,500	7,179	8,000	
A1410	125506	NSF CHECK FEE	340	100	100	240	100	100	320	100	
A1410	125520	INREM FEES	12,325	-	-	3,408	3,000	3,000	9,052	6,500	
<b>TOTAL CITY CLERK</b>			<b>21,043</b>	<b>7,600</b>	<b>7,600</b>	<b>12,580</b>	<b>10,600</b>	<b>10,600</b>	<b>16,551</b>	<b>14,600</b>	
<b>1620 PUBLIC BUILDINGS</b>											
A1620	221001	CHAMBER WELCOME C	1,237	1,410	1,410	1,195	1,302	1,302	1,090	1,569	
A1620	302101	STATE AID COURT TEL	1,297	1,200	1,200	1,240	1,200	1,200	450	1,200	
<b>TOTAL PUBLIC BUILDINGS</b>			<b>2,534</b>	<b>2,610</b>	<b>2,610</b>	<b>2,435</b>	<b>2,502</b>	<b>2,502</b>	<b>1,540</b>	<b>2,769</b>	

**2020 CITY OF BEACON BUDGET**

**GENERAL FUND REVENUE (A)**

			2017	2018	2018	2018	2019	2019	2019	2020	
			YTD	ADOPTED	REVISED	YTD	ADOPTED	REVISED	YTD	REQUESTED	
			ACTUAL	BUDGET	BUDGET	ACTUAL	BUDGET	BUDGET	ACTUAL	BUDGET	COMMENTS
			12/31/17		12/31/18	12/31/18		10/04/19	10/04/19		
<b>3120 POLICE</b>											
A3120	152000	POLICE FEES	716	500	500	763	500	500	809	500	
A3120	174000	PARKING TICKETS	144,342	140,000	140,000	169,648	160,000	166,528	161,516	170,000	
A3120	200114	EVENT FEE-POLICE OT	24,161	7,000	16,973	19,456	8,000	8,000	6,167	11,700	
A3120	226001	SCHOOL RESOURCE OFFICER			5,074	6,196			1,652	4,500	
A3120	238901	DC DRUG TASK FORCE		99,632	99,632	163,039	145,580	145,580	71,637	118,279	
A3120	255000	ALARM PERMIT	300	300	300	200			350	-	
A3120	268000	INSURANCE RECOVERY	12,021	-	-	1,713		16,203	17,203	-	
A3120	277000	MISC REVENUE	1,750		3,500	19,698			13,138	-	
A3120	331500	ST AID STOP DWI	1,151	1,000	2,302	5,043	1,500	1,500	-	1,500	
A3120	331508	ST AID POLICE TRAFFIC	10,120	11,000	11,000	12,917	9,075	9,075	-	9,025	
A3120	338910	ST AID DCJS			6,000	6,000				-	
A3120	398900	ST AID CHILD PASSENG	-	2,950	2,950	-	2,500	2,500	-	1,750	
A3120	432045	FED DCJS GRANT	7,259			-				3,081	
A3120	438950	FED AID - Byrne Grant/JA	29,900	10,000	10,000	-		10,000	9,336	-	
<b>TOTAL POLICE</b>			<b>231,720</b>	<b>272,382</b>	<b>298,231</b>	<b>404,673</b>	<b>327,155</b>	<b>359,886</b>	<b>281,808</b>	<b>320,335</b>	
<b>3130 DETECTIVES</b>											
A3130	262500	ASSET FORFEITURE	551		4,401	4,401				-	
<b>TOTAL DETECTIVES</b>			<b>551</b>	<b>-</b>	<b>4,401</b>	<b>4,401</b>	<b>-</b>	<b>-</b>	<b>-</b>	<b>-</b>	

**2020 CITY OF BEACON BUDGET**

**GENERAL FUND REVENUE (A)**

			2017	2018	2018	2018	2019	2019	2019	2020	
			YTD	ADOPTED	REVISED	YTD	ADOPTED	REVISED	YTD	REQUESTED	
			ACTUAL	BUDGET	BUDGET	ACTUAL	BUDGET	BUDGET	ACTUAL	BUDGET	COMMENTS
			12/31/17		12/31/18	12/31/18		10/04/19	10/04/19		
<b>3410 FIRE</b>											
A3410	268000	INSURANCE RECOVERY									
A3410	438912	FEDERAL AID								217,875	
<b>TOTAL FIRE</b>			-	-	-	-	-	-	-	<b>217,875</b>	
<b>3510 ANIMAL CONTROL</b>											
A3510	254200	DOG LICENSES	5,561	5,500	5,500	6,220	5,500	5,500	4,625	5,500	
A3510	261100	DOG FINES	2,020	1,500	1,500	1,945	1,500	1,500	2,133	1,900	
<b>TOTAL ANIMAL CONTROL</b>			<b>7,581</b>	<b>7,000</b>	<b>7,000</b>	<b>8,165</b>	<b>7,000</b>	<b>7,000</b>	<b>6,758</b>	<b>7,400</b>	
<b>3620 BUILDING DEPARTMENT</b>											
A3620	226000	RECORD SEARCHES	43,425	40,000	40,000	41,878	40,000	40,000	31,050	40,000	
A3620	238000	FIRE INSPECTION FEE	5,575	15,000	15,000	4,475	15,000	15,000	6,900	15,000	
A3620	238500	SEWER INSPECTION FE	1,300	500	500	900	500	500	450	500	
A3620	238900	SECTION 8 INSPECTION	7,350	7,245	7,245	6,536	7,245	7,245	3,885	7,000	
A3620	250102	PLUMBING LICENSES	13,103	10,000	10,000	10,650	10,000	10,000	11,750	10,000	
A3620	250103	ELECTRIC LICENSES	33,730	25,000	25,000	28,800	25,000	25,000	27,350	20,000	
A3620	255500	BUILDING PERMITS	181,647	150,000	150,000	180,361	190,000	190,000	67,326	100,000	
A3620	255501	C.O. APPLICATION FEE	16,450	14,000	14,000	15,250	14,000	14,000	12,350	14,000	
A3620	256500	PLUMBERS PERMITS	18,583	8,500	8,500	21,603	15,000	15,000	13,192	10,000	
A3620	257000	RENTAL PERMITS	13,100	10,000	10,000	11,025	7,200	7,200	6,525	7,500	
A3620	257100	VACANT REGISTRATION	50,118	30,000	30,000	42,443	12,000	12,000	18,984	12,000	
A3620	257500	ELECTRICAL PERMITS	8,480	7,000	7,000	7,870	7,000	7,000	7,390	7,000	
A3620	259000	VEHICLE PERMITS	600	250	250	200	250	250	500	250	
A3620	259002	TREE & GRADING PERMITS				250	100	100	850	200	
A3620	259005	CHICKEN PERMITS	125	100	100	75	100	100	75	100	
A3620	259006	SIDE CAFÉ PERMITS	100	100	100	100	100	100	350	100	
A3620	261200	MISCELLANEOUS	11,136	4,000	4,000	6,433	5,000	5,000	4,393	4,000	
A3620	261202	SNOW VIOLATIONS	12,339	1,500	1,500	4,137	1,500	1,500	2,251	1,500	
<b>TOTAL BUILDING DEPARTMENT</b>			<b>417,161</b>	<b>323,195</b>	<b>323,195</b>	<b>382,986</b>	<b>349,995</b>	<b>349,995</b>	<b>215,571</b>	<b>249,150</b>	

**2020 CITY OF BEACON BUDGET**

**GENERAL FUND REVENUE (A)**

			2017	2018	2018	2018	2019	2019	2019	2020	
			YTD	ADOPTED	REVISED	YTD	ADOPTED	REVISED	YTD	REQUESTED	
			ACTUAL	BUDGET	BUDGET	ACTUAL	BUDGET	BUDGET	ACTUAL	BUDGET	COMMENTS
			12/31/17		12/31/18	12/31/18		10/04/19	10/04/19		
<b>5110 HIGHWAY</b>											
A5110	171000	ROAD IMPROVEMENT 1	206,495	185,295	185,295	175,312	185,295	185,295	135,886	203,000	
A5110	178901	MTA COMMUTER PARK	58,489	56,000	56,000	57,863	56,000	56,000	46,429	57,000	
A5110	178903	ZIP CAR	260	400	400	-	-	-		-	
A5110	256000	STREET OPENING PERM	19,800	10,000	10,000	54,200	15,000	15,000	31,000	18,000	
A5110	268000	INSURANCE RECOVERIES			-	4,202				-	
A5110	277000	BVAC FUEL REIMBURSE	7,339	12,866	12,866	9,602	12,073	12,073	15,208	12,773	
A5110	350100	STATE AID CHIPS	9,764		5,062	-				-	
A5110	351000	STATE AID 9D O&M	24,123	24,123	24,123	24,123	24,123	24,123	12,062	24,123	
<b>TOTAL HIGHWAY</b>			<b>326,270</b>	<b>288,684</b>	<b>293,746</b>	<b>325,302</b>	<b>292,491</b>	<b>292,491</b>	<b>240,585</b>	<b>314,896</b>	
<b>A7110 PARK</b>											
A7110	208909	HIDDENBROOK MAINT (	2,000	2,000	2,000	2,000	2,000	2,000	-	2,000	
A7110	270500	DONATIONS	1,060							-	
<b>TOTAL PARK</b>			<b>3,060</b>	<b>2,000</b>	<b>2,000</b>	<b>2,000</b>	<b>2,000</b>	<b>2,000</b>	<b>-</b>	<b>2,000</b>	
<b>A7112 UNIVERSITY SETTLEMENT</b>											
A7112	200190	USC-USAGE FEE	20,975	35,000	35,000	16,688	35,000	35,000	5,175	20,000	
A7112	208902	PHELPS-USC Donation	22,416	-	-	-				-	
<b>TOTAL UNIVERSITY</b>			<b>43,391</b>	<b>35,000</b>	<b>35,000</b>	<b>16,688</b>	<b>35,000</b>	<b>35,000</b>	<b>5,175</b>	<b>20,000</b>	



**2020 CITY OF BEACON BUDGET**

**GENERAL FUND REVENUE (A)**

			2017	2018	2018	2018	2019	2019	2019	2020	
			YTD	ADOPTED	REVISED	YTD	ADOPTED	REVISED	YTD	REQUESTED	
			ACTUAL	BUDGET	BUDGET	ACTUAL	BUDGET	BUDGET	ACTUAL	BUDGET	COMMENTS
			12/31/17		12/31/18	12/31/18		10/04/19	10/04/19		
<b>7140 RECREATION</b>											
A7140	200100	RECREATION FEES	6,195	3,000	3,000	995	3,000	3,000	6,490	2,000	
A7140	200101	PARK USE FEES	9,886	13,000	13,000	13,558	7,500	7,500	6,858	7,500	
A7140	200108	SUMMER CAMP FEE	47,903	59,250	59,250	55,189	57,000	57,000	55,398	57,000	
A7140	200113	SPORT CAMP FEE	-	3,500	3,500	6,260	4,050	4,050	-	4,050	
A7140	200115	AFTER SCHOOL	100,310	150,000	150,000	103,993	125,000	125,000	60,566	110,000	
A7140	200157	JAZZERCISE FEES	-				-	-	-	-	
A7140	200160	YARD SALE FEES-NEW	610	500	500	585	500	500	690	500	
A7140	200175	BEACON HOOPS FEES	5,170	9,000	9,000	7,175	6,500	6,500	5,545	6,500	
A7140	200184	SWIMMING LESSON FE	2,313		585	585	-	-	-	-	
A7140	200187	TENNIS FEES	3,535	3,500	3,500	4,035	3,500	3,500	3,985	3,500	
A7140	208900	PLANNING RECREATIO	6,824		10,000	17,000	-	-	-	-	
A7140	208903	FIREWORKS	-	-	7,500	15,000	7,500	8,500	8,500	8,500	
A7140	241000	RENTAL OF REAL PROF	5,000	6,000	6,000	4,225	3,000	3,000	2,250	3,000	
A7140	270500	DONATIONS	500		304	548				-	
A7140	270572	WOMENS SOFTBALL FE	2,800	3,200	3,200	2,000	3,200	3,200	2,400	3,200	
A7140	270596	WOMENS VOLLEYBALL	200	350	350	-	350	350	150	350	
A7140	364300	ST AID FOOD ASSISTAN	737		-	4,905	3,600	3,600	2,259	3,600	
<b>TOTAL RECREATION</b>			<b>191,983</b>	<b>251,300</b>	<b>269,689</b>	<b>236,053</b>	<b>224,700</b>	<b>225,700</b>	<b>155,091</b>	<b>209,700</b>	
<b>7141 SWIMMING POOL FACILITY</b>											
A7141	200183	POOL TICKET FEES	33,072	35,000	35,000	28,459	32,000	32,000	24,336	28,000	
A7141	200184	SWIMMING LESSON FE	10	2,000	2,000	-	2,000	2,000	-	-	
A7141	238902	DC GRANT SWIM ACADEMY							3,723	4,000	
<b>TOTAL SWIMMING POOL FACILITY</b>			<b>33,082</b>	<b>37,000</b>	<b>37,000</b>	<b>28,459</b>	<b>34,000</b>	<b>34,000</b>	<b>28,059</b>	<b>32,000</b>	
<b>7197 GREENWAY &amp; HERITAGE TRAIL</b>											
A7197	208911	GREENWAY	2,500	-	39,500	29,668	-	-	-	-	
<b>TOTAL GREENWAY &amp; HERITAGE TRAIL</b>			<b>2,500</b>	<b>-</b>	<b>39,500</b>	<b>29,668</b>	<b>-</b>	<b>-</b>	<b>-</b>	<b>-</b>	

**2020 CITY OF BEACON BUDGET**

**GENERAL FUND REVENUE (A)**

			2017	2018	2018	2018	2019	2019	2019	2020	
			YTD	ADOPTED	REVISED	YTD	ADOPTED	REVISED	YTD	REQUESTED	
			ACTUAL	BUDGET	BUDGET	ACTUAL	BUDGET	BUDGET	ACTUAL	BUDGET	COMMENTS
			12/31/17		12/31/18	12/31/18		10/04/19	10/04/19		
<b>7620</b>	<b>ADULT RECREATION</b>										
A7620	200165	SENIOR ART FEES	-	3,280	3,280	2,550	3,900	3,900	-	3,600	
<b>TOTAL ADULT RECREATION</b>			<b>-</b>	<b>3,280</b>	<b>3,280</b>	<b>2,550</b>	<b>3,900</b>	<b>3,900</b>	<b>-</b>	<b>3,600</b>	
<b>7989</b>	<b>FARMERS MARKET</b>										
A7989	201201	FARMERS MARKET PRO	-			700			700	700	
<b>TOTAL FARMERS MARKET</b>			<b>-</b>	<b>-</b>	<b>-</b>	<b>700</b>	<b>-</b>	<b>-</b>	<b>700</b>	<b>700</b>	
<b>8010</b>	<b>ZONING</b>										
A8010	211000	ZONING FEES	9,100	3,500	3,500	5,250	3,500	3,500	2,750	3,500	
<b>TOTAL ZONING</b>			<b>9,100</b>	<b>3,500</b>	<b>3,500</b>	<b>5,250</b>	<b>3,500</b>	<b>3,500</b>	<b>2,750</b>	<b>3,500</b>	
<b>8020</b>	<b>PLANNING</b>										
A8020	211500	PLANNING APPLICATIO	113,750	38,000	38,000	42,100	40,000	40,000	31,550	30,000	
A8020	211503	PLANNING BOARD LAWN SIGN			1,508	667	1,000	1,000	775	1,000	
A8020	390200	ST AID PLANNING STUD	843	-	-	-	-	-	-	-	
<b>TOTAL PLANNING</b>			<b>114,593</b>	<b>38,000</b>	<b>39,508</b>	<b>42,767</b>	<b>41,000</b>	<b>41,000</b>	<b>32,325</b>	<b>31,000</b>	
<b>8160</b>	<b>SANITATION</b>										
A8160	213001	GARBAGE CAN FEE-CIT	3,703	2,800	2,800	2,406	2,800	2,800	4,316	3,000	
A8160	213002	ADD A CAN FEE	135	150	150	135	150	150	89	150	
<b>TOTAL SANITATION</b>			<b>3,838</b>	<b>2,950</b>	<b>2,950</b>	<b>2,541</b>	<b>2,950</b>	<b>2,950</b>	<b>4,405</b>	<b>3,150</b>	

**2020 CITY OF BEACON BUDGET**

**GENERAL FUND REVENUE (A)**

			2017	2018	2018	2018	2019	2019	2019	2020	
			YTD	ADOPTED	REVISED	YTD	ADOPTED	REVISED	YTD	REQUESTED	
			ACTUAL	BUDGET	BUDGET	ACTUAL	BUDGET	BUDGET	ACTUAL	BUDGET	COMMENTS
			12/31/17		12/31/18	12/31/18		10/04/19	10/04/19		
<b>8189 RECYCLING</b>											
A8189	213000	GARBAGE/RECYCLING	44,525	40,000	40,000	41,430	50,000	50,000	31,414	40,000	
A8189	213001	RECYCLING REVENUE	18,132	16,000	4,085	4,084	-	-	-	-	
<b>TOTAL RECYCLING</b>			<b>62,657</b>	<b>56,000</b>	<b>44,085</b>	<b>45,514</b>	<b>50,000</b>	<b>50,000</b>	<b>31,414</b>	<b>40,000</b>	
<b>9950 INTERFUND TRANSFERS</b>											
A9950	503100	INTERFUND TRANSFER			273,745	215,439					
<b>TOTAL INTERFUND TRANSFERS</b>			<b>-</b>	<b>-</b>	<b>273,745</b>	<b>215,439</b>	<b>-</b>	<b>-</b>	<b>-</b>	<b>-</b>	
<b>TOTAL GENERAL REVENUE</b>			<b>19,785,254</b>	<b>19,971,009</b>	<b>21,327,548</b>	<b>24,069,898</b>	<b>20,590,033</b>	<b>20,627,764</b>	<b>17,735,413</b>	<b>10,006,742</b>	

CITY OF BEACON 2020 BUDGET

WATER FUND EXPENSE (F)		2017	2018	2018	2018	2019	2019	2019	2020	COMMENTS
		YTD	ADOPTED	REVISED	YTD	ADOPTED	REVISED	YTD	REQUESTED	
		ACTUAL	BUDGET	BUDGET	ACTUAL	BUDGET	BUDGET	ACTUAL	BUDGET	
		12/31/17		12/31/18	12/31/18		10/04/19	10/04/19		
<b>1380 FISCAL AGENT FEES</b>										
F1380-461200	FISCAL AGENT FEE	3,000	3,000	3,000	-	10,000	10,000	-	10,000	
F1380-461201	FISCAL AGENT FEE-EFC	-	-	-	-	-	-	-	-	
<b>TOTAL FISCAL AGENT FEES</b>		<b>3,000</b>	<b>3,000</b>	<b>3,000</b>	<b>-</b>	<b>10,000</b>	<b>10,000</b>	<b>-</b>	<b>10,000</b>	
<b>1420 WATER LEGAL EXPENSES</b>										
F1420-450400	ATTORNEYS	39,619	42,000	41,200	41,149	42,000	42,000	16,710	42,000	
<b>TOTAL WATER LEGAL EXPENSES</b>		<b>39,619</b>	<b>42,000</b>	<b>41,200</b>	<b>41,149</b>	<b>42,000</b>	<b>42,000</b>	<b>16,710</b>	<b>42,000</b>	
<b>1680 TECHNOLOGY</b>										
F1680 250000	PURCHASE OF EQUIPMENT	-	2,200	2,200	1,840	2,100	2,100	-	3,079	
F1680 444100	LICENSES	897	1,801	2,601	2,476	1,790	1,790	1,381	1,130	
F1680 452003	IT CONSULTANT	720	3,510	3,510	1,642	3,600	3,600	360	3,600	
<b>TOTAL TECHNOLOGY</b>		<b>1,617</b>	<b>7,511</b>	<b>8,311</b>	<b>5,958</b>	<b>7,490</b>	<b>7,490</b>	<b>1,741</b>	<b>7,809</b>	
<b>1950 TAXES ON CITY PROPERTY</b>										
F1950-468000	TAXES ON CITY PROPERTY	241,597	248,844	246,728	233,107	237,769	237,769	231,036	237,967	
<b>TOTAL TAXES ON CITY PROPERTY</b>		<b>241,597</b>	<b>248,844</b>	<b>246,728</b>	<b>233,107</b>	<b>237,769</b>	<b>237,769</b>	<b>231,036</b>	<b>237,967</b>	
<b>1980 MTA PAYROLL TAX</b>										
F1980.400099	MTA PAYROLL TAX	1,783	2,433	2,433	1,849	2,565	2,565	1,847	2,604	
<b>TOTAL MTA PAYROLL TAX</b>		<b>1,783</b>	<b>2,433</b>	<b>2,433</b>	<b>1,849</b>	<b>2,565</b>	<b>2,565</b>	<b>1,847</b>	<b>2,604</b>	
<b>1990 CONTINGENCY</b>										
F1990-400001	CONTINGENCY FUND	-	10,000	10,000	-	10,000	2,750	-	75,000	
F1990-400004	CONTINGENCY-RETIREMENT	-	-	-	-	59,000	-	-	-	
<b>TOTAL CONTINGENCY</b>		<b>-</b>	<b>10,000</b>	<b>10,000</b>	<b>-</b>	<b>69,000</b>	<b>2,750</b>	<b>-</b>	<b>75,000</b>	

CITY OF BEACON 2020 BUDGET

WATER FUND EXPENSE (F)		2017	2018	2018	2018	2019	2019	2019	2020	COMMENTS
		YTD	ADOPTED	REVISED	YTD	ADOPTED	REVISED	YTD	REQUESTED	
		ACTUAL	BUDGET	BUDGET	ACTUAL	BUDGET	BUDGET	ACTUAL	BUDGET	
		12/31/17		12/31/18	12/31/18		10/04/19	10/04/19		
<b>8310 WATER ADMINISTRATION</b>										
F8310-250000	EQUIPMENT		450	2,795	1,642					
F8310-416000	MATERIALS & SUPPLIES	399	300	300	236	350	350	116	350	
F8310-417700	SANITARY AND PAPER SUPPLI	216	-	-	-				-	
F8310-423201	INTRUSION ALARM MONITORS	288	350	662	312	662	662	312	665	
F8310-441500	COMPUTER SUPPORT/DATA P	1,716	1,750	2,438	2,437	2,500	2,500	2,437	2,500	
F8310-443200	TRAINING	195	1,200	512	256	1,200	1,200	475	1,200	
F8310-446000	PRINTING	-	1,000	1,000	200	1,000	769	-	1,000	
F8310-446006	WATER/SEWER BILL PRINTING	1,432	1,000	1,000	343	1,000	1,231	615	1,000	
F8310-450500	ADMINISTRATION FEE TO GEN	233,700	241,520	241,520	241,520	249,950	249,950	249,950	262,410	
F8310-452000	CONSULTANT		223,853	223,853	199,433	34,000	34,000	32,733	60,000	
F8310-462000	TRAVEL	19	500	500	15	500	500	31	500	
F8310-465000	POSTAGE	10,718	8,000	10,116	11,151	10,000	10,000	4,976	4,500	
F8310-467000	ASSOCIATION DUES	220	220	220	220	220	220	220	220	
<b>TOTAL WATER ADMINISTRATION</b>		<b>248,903</b>	<b>480,143</b>	<b>484,916</b>	<b>457,765</b>	<b>301,382</b>	<b>301,382</b>	<b>291,865</b>	<b>334,345</b>	
<b>8320 WATER SUPPLY</b>										
F8320-422085	SUPPLY ELECTRIC	1,751	2,291	2,291	1,752	1,489	1,489	1,443	2,732	
F8320-424000	WATER FROM OTHER GOVERN	189,390	175,000	175,000	207,788	700,000	700,000	38,931	700,000	
<b>TOTAL WATER SUPPLY</b>		<b>191,141</b>	<b>177,291</b>	<b>177,291</b>	<b>209,540</b>	<b>701,489</b>	<b>701,489</b>	<b>40,374</b>	<b>702,732</b>	

**CITY OF BEACON 2020 BUDGET**

<b>WATER FUND EXPENSE (F)</b>		<b>2017</b>	<b>2018</b>	<b>2018</b>	<b>2018</b>	<b>2019</b>	<b>2019</b>	<b>2019</b>	<b>2020</b>	
		<b>YTD</b>	<b>ADOPTED</b>	<b>REVISED</b>	<b>YTD</b>	<b>ADOPTED</b>	<b>REVISED</b>	<b>YTD</b>	<b>REQUESTED</b>	
		<b>ACTUAL</b>	<b>BUDGET</b>	<b>BUDGET</b>	<b>ACTUAL</b>	<b>BUDGET</b>	<b>BUDGET</b>	<b>ACTUAL</b>	<b>BUDGET</b>	<b>COMMENTS</b>
		<b>12/31/17</b>		<b>12/31/18</b>	<b>12/31/18</b>		<b>10/04/19</b>	<b>10/04/19</b>		
<b>8330 WATER PURIFICATION</b>										
F8330-101000	REGULAR SALARIES	132,337	187,837	187,837	135,993	183,151	183,151	143,579	199,503	
F8330-105000	OVERTIME	30,500	24,000	24,000	22,193	25,000	25,000	15,851	25,250	
F8330-105200	SICK LEAVE BONUS	1,200	600	600	600	600	600	600	600	
F8330-105202	ON CALL		6,800	5,000	5,000	5,400	5,400	4,000	10,400	
F8330-112500	MEALS	210	300	300	133	300	300	133	300	
F8330-119000	CLOTHING ALLOWANCE	1,100	1,800	1,800	1,200	1,950	1,950	1,950	1,950	
F8330-190000	SEVERANCE/RETIREMENT PAY	-								
F8330-410900	CHEMICALS	28,744	40,000	40,000	25,310	40,000	40,000	17,022	40,000	
F8330-412685	GAS/OIL FOR HEAT	10,413	11,957	11,957	10,287	11,000	11,000	5,964	9,841	
F8330-416000	MATERIALS & SUPPLIES	1,308	2,000	2,000	1,469	2,000	4,000	1,445	4,000	
F8330-422045	PURIFICATION ELECTRIC	189,693	226,406	225,781	216,367	218,700	218,700	143,249	213,721	
F8330-423000	TELEPHONES	1,504	2,000	2,000	2,018	2,200	2,200	1,721	2,200	
F8330-423001	CELL PHONES	573	684	3,684	3,552	4,524	4,524	2,433	4,632	
F8330-441300	CHEMICAL ANALYSIS/LAB WORK	10,460	12,000	12,625	13,085	11,000	11,000	6,340	12,000	
F8330-445100	MAINTENANCE OF EQUIPMENT	37,897	45,000	42,000	26,498	40,000	38,000	15,147	40,000	
F8330-820000	SOCIAL SECURITY	12,048	16,932	16,932	11,946	16,555	16,555	12,000	18,207	
<b>TOTAL WATER PURIFICATION</b>		<b>457,987</b>	<b>578,316</b>	<b>576,516</b>	<b>475,651</b>	<b>562,380</b>	<b>562,380</b>	<b>371,434</b>	<b>582,604</b>	

**CITY OF BEACON 2020 BUDGET**

**WATER FUND EXPENSE (F)**

		2017	2018	2018	2018	2019	2019	2019	2020	
		YTD	ADOPTED	REVISED	YTD	ADOPTED	REVISED	YTD	REQUESTED	
		ACTUAL	BUDGET	BUDGET	ACTUAL	BUDGET	BUDGET	ACTUAL	BUDGET	COMMENTS
		12/31/17		12/31/18	12/31/18		10/04/19	10/04/19		
<b>8340 WATER DISTRIBUTION</b>										
F8340-100401	SUPERINTENDENT SALARY	-	80,000	46,000	-	86,131	86,131	62,942	86,131	
F8340-101000	REGULAR SALARIES	351,204	377,937	377,937	378,578	401,312	401,312	255,241	388,492	
F8340-103100	TEMPORARY POSITION	5,800	6,250	6,150	5,534	13,250	13,250	11,594	13,250	
F8340-105000	OVERTIME	13,700	16,000	16,000	18,188	20,500	20,500	14,225	20,500	
F8340-105200	SICK LEAVE BONUS	600	1,200	1,200	600	1,800	1,800	1,200	1,800	
F8340-105202	ON CALL		3,400	5,200	5,200	5,400	5,400	1,000	10,400	
F8340-112500	MEALS	49	200	300	301	200	200	84	200	
F8340-119000	CLOTHING ALLOWANCE	3,850	4,200	4,200	3,600	4,550	4,550	3,575	4,550	
F8340-120000	HEALTH INSURANCE BUY-OUT	5,747	5,000	5,000	481	5,000	5,000	-	2,500	
F8340-190000	SEVERANCE/RETIREMENT	-					66,250	66,249		
F8340-250000	EQUIPMENT	10,313	7,000	7,000	6,383	70,480	70,480	15,397	70,000	
F8340-250031	PURCHASE HYDRANTS	4,264	6,000	6,000	5,127	6,000	6,000	5,136	6,000	
F8340-250400	PURCHASE WATER METERS	19,339	22,000	22,000	17,193	20,000	23,000	15,551	20,000	
F8340-413000	GAS & DIESEL	11,663	16,085	17,566	20,566	19,387	19,387	10,000	21,317	
F8340-415100	METER PARTS	25,484	10,000	10,000	8,591	10,000	14,000	13,034	14,000	
F8340-416000	MATERIALS & SUPPLIES	11,470	20,000	20,204	16,951	13,000	12,934	7,432	20,000	
F8340-416300	PAINTS	254	500	500	304	500	566	154	500	
F8340-416400	PIPE	1,789	3,000	3,000	2,029	3,000	3,000	-	3,000	
F8340-417400	ROADSIDE DEVELOPMENT	6,683	6,000	3,127	3,127	5,000	3,991	3,200	5,000	
F8340-417500	SAFETY SUPPLIES	965	2,500	2,722	2,556	4,000	5,009	1,927	4,000	
F8340-418600	TUBES & TIRES	1,881	3,000	3,000	1,475	3,000	3,000	1,113	3,000	
F8340-443200	TRAINING	-	650	650	-	650	650	100	650	
F8340-445200	MAINTENANCE SERVICE	1,746	3,000	2,433	418	12,980	12,980	1,600	3,000	
F8340-447000	RENTAL OF EQUIPMENT	651	1,000	1,000	637	1,000	1,000	725	1,000	
F8340-447200	REPAIR OF EQUIPMENT	31,417	40,000	40,381	33,943	40,000	217,735	87,157	55,000	
F8340-447300	REPAIR OF REAL PROPERTY		15,000	15,052	10,000	15,000	15,000	13,255	20,000	
F8340-447700	RENTAL OF RIGHT OF WAY	1,124	1,129	1,129	1,124	1,130	1,130	1,124	1,130	
F8340-454000	ENGINEERS	17,027	10,000	44,000	31,899	20,000	20,000	9,667	20,000	
F8340-454004	ENGINEERS-DAM INSPECTION	24,272	-	4,893	4,675		-	-		
F8340-457600	LEAK DETECTION		8,500	9,600	9,600		-	-	9,600	
F8340-820000	SOCIAL SECURITY	27,543	37,805	37,805	29,634	41,168	41,168	29,557	40,378	
<b>TOTAL WATER DISTRIBUTION</b>		<b>578,835</b>	<b>707,356</b>	<b>714,049</b>	<b>618,714</b>	<b>824,438</b>	<b>1,075,423</b>	<b>632,239</b>	<b>845,398</b>	

CITY OF BEACON 2020 BUDGET

WATER FUND EXPENSE (F)		2017	2018	2018	2018	2019	2019	2019	2020	
		YTD	ADOPTED	REVISED	YTD	ADOPTED	REVISED	YTD	REQUESTED	
		ACTUAL	BUDGET	BUDGET	ACTUAL	BUDGET	BUDGET	ACTUAL	BUDGET	COMMENTS
		12/31/17		12/31/18	12/31/18		10/04/19	10/04/19		
<b>9010 EMPLOYEES RETIREMENT SYSTEM</b>										
F9010-810000	RETIREMENT	72,279	76,805	76,805	76,533	76,450	76,450	-	80,277	
<b>TOTAL EMPLOYEES RETIREMENT SYSTEM</b>		<b>72,279</b>	<b>76,805</b>	<b>76,805</b>	<b>76,533</b>	<b>76,450</b>	<b>76,450</b>	<b>-</b>	<b>80,277</b>	
<b>9040 WORKERS COMPENSATION</b>										
F9040-830000	WORKERS' COMPENSATION	36,156	39,048	39,048	39,049	39,049	55,446	55,446	49,243	
<b>TOTAL WORKERS COMPENSATION</b>		<b>36,156</b>	<b>39,048</b>	<b>39,048</b>	<b>39,049</b>	<b>39,049</b>	<b>55,446</b>	<b>55,446</b>	<b>49,243</b>	
<b>9055 DISABILITY</b>										
F9055-850000	INSURANCE	816	700	700	708	700	700	324	700	
<b>TOTAL DISABILITY</b>		<b>816</b>	<b>700</b>	<b>700</b>	<b>708</b>	<b>700</b>	<b>700</b>	<b>324</b>	<b>700</b>	
<b>9060 HEALTH INSURANCE</b>										
F9060-840000	HEALTH INSURANCE	312,000	295,035	295,035	283,966	332,083	332,083	200,179	340,522	
F9060-840100	MEDICARE REIMBURSEMENT	1,858	8,447	8,447	5,402	6,730	6,730	4,228	8,455	
F9060-840500	DENTAL	6,767	8,460	8,460	6,974	5,150	5,150	4,257	6,264	
F9060-840600	VISION	859	6,096	6,096	1,114	1,113	1,113	946	1,157	
<b>TOTAL HEALTH INSURANCE</b>		<b>321,484</b>	<b>318,038</b>	<b>318,038</b>	<b>297,456</b>	<b>345,076</b>	<b>345,076</b>	<b>209,610</b>	<b>356,398</b>	



CITY OF BEACON 2020 BUDGET

WATER FUND EXPENSE (F)		2017	2018	2018	2018	2019	2019	2019	2020	
		YTD	ADOPTED	REVISED	YTD	ADOPTED	REVISED	YTD	REQUESTED	
		ACTUAL	BUDGET	BUDGET	ACTUAL	BUDGET	BUDGET	ACTUAL	BUDGET	COMMENTS
		12/31/17		12/31/18	12/31/18		10/04/19	10/04/19		
<b>9710 SERIAL BONDS</b>										
F9710-601100	2011 (1996 & 2001) PRINCIPAL	14,519	15,265	15,265	15,265	15,450	15,450	15,450	16,194	
F9710-605500	2014 (2005) PRINCIPAL	128,594	135,566	135,566	135,566	139,439	139,439	139,439	143,312	
F9710-605600	2016 PRINCIPAL	155,569	157,010	157,010	157,010	158,451	158,451	158,451	159,892	
F9710-607501	2011 (1998) PRINCIPAL (EFC)									
F9710-701100	2011 (1996 & 2001) INTEREST	1,988	1,407	1,407	1,407	949	949	949	486	
F9710-705500	2014 (2005) INTEREST	35,693	29,263	29,263	29,264	25,197	25,197	25,197	21,014	
F9710-705600	2016 INTEREST	102,649	99,524	99,524	99,523	96,369	96,369	48,977	93,185	
F9710-707501	2011 (1998) INTEREST (EFC)									
<b>TOTAL SERIAL BONDS</b>		<b>439,012</b>	<b>438,035</b>	<b>438,035</b>	<b>438,035</b>	<b>435,855</b>	<b>435,855</b>	<b>388,463</b>	<b>434,083</b>	
<b>9730 BOND ANTICIPATION NOTES</b>										
F9730-607599	BAN Principal	17,000	201,034	201,034	201,034	-	-	-	-	
F9730-707599	BAN Interest	4,013	5,493	5,493	5,493	-	-	-	-	
<b>TOTAL BOND ANTICIPATION NOTES</b>		<b>21,013</b>	<b>206,527</b>	<b>206,527</b>	<b>206,527</b>	<b>-</b>	<b>-</b>	<b>-</b>	<b>-</b>	
<b>9950 INTERFUND TRANSFERS</b>										
F9950-900001	INTERFUND TRANSFER	498,800		932,000	932,000					
<b>TOTAL INTERFUND TRANSFERS</b>		<b>498,800</b>	<b>-</b>	<b>932,000</b>	<b>932,000</b>	<b>-</b>	<b>-</b>	<b>-</b>	<b>-</b>	
<b>TOTAL WATER EXPENSES</b>		<b>3,154,042</b>	<b>3,336,047</b>	<b>4,275,597</b>	<b>4,034,041</b>	<b>3,655,643</b>	<b>3,856,775</b>	<b>2,241,089</b>	<b>3,761,161</b>	

**CITY OF BEACON 2020 BUDGET**

<b>WATER FUND REVENUE (F)</b>		<b>2017</b>	<b>2018</b>	<b>2018</b>	<b>2018</b>	<b>2019</b>	<b>2019</b>	<b>2019</b>	<b>2020</b>	
		<b>YTD</b>	<b>ADOPTED</b>	<b>REVISED</b>	<b>YTD</b>	<b>ADOPTED</b>	<b>REVISED</b>	<b>YTD</b>	<b>REQUESTED</b>	
		<b>ACTUAL</b>	<b>BUDGET</b>	<b>BUDGET</b>	<b>ACTUAL</b>	<b>BUDGET</b>	<b>BUDGET</b>	<b>ACTUAL</b>	<b>BUDGET</b>	<b>COMMENTS</b>
		<b>12/31/17</b>		<b>12/31/18</b>	<b>12/31/18</b>		<b>10/04/19</b>	<b>10/04/19</b>		
<b>8310 WATER ADMINISTRATION</b>										
F8310-126000-	HEALTH INSURANCE REIMBURSEMEN	30,005	31,380	31,380	36,612	52,670	52,670	35,539	55,510	
F8310-126001	DENTAL INSURANCE	5,856	8,460	8,460	6,314	6,302	6,302	5,262	6,009	
F8310-214000-	WATER RESIDENTIAL & COMMERCIAL	2,061,261	1,838,707	1,838,707	1,655,948	1,930,642	1,930,642	1,447,830	1,930,642	
F8310-214001-	WATER CORRECTIONAL FACILITIES	1,112,825	1,000,000	1,000,000	1,102,299	1,100,000	1,100,000	689,979	1,200,000	
F8310-214002-	WATER TOWN OF FISHKILL	496,943	415,000	415,000	484,417	500,000	500,000	259,549	500,000	
F8310-214400-	WATER SERVICE CHARGES	24,408	22,000	22,000	17,816	20,000	27,000	13,481	24,000	
F8310-214800-	WATER PENALTY	71,826	20,000	20,000	56,131	20,000	20,000	15,317	20,000	
F8310-215000	ELECTRIC SALE	-	-	-	-					
F8310-240100-	INTEREST & EARNINGS	954	500	500	11,412	5,000	5,000	18,832	25,000	
F8310-240101-	EFC INTEREST/SUBSIDY	-	-	-	-					
F8310-265000-	SALE OF SCRAP/EQUIPMENT			2,657	2,657					
F8310-268000-	INSURANCE RECOVERIES	2,795	-	-	1,270	-	-	-	-	
<b>TOTAL WATER ADMINISTRATION</b>		<b>3,806,873</b>	<b>3,336,047</b>	<b>3,338,704</b>	<b>3,374,876</b>	<b>3,634,614</b>	<b>3,641,614</b>	<b>2,485,789</b>	<b>3,761,161</b>	
<b>TOTAL WATER REVENUES</b>		<b>3,806,873</b>	<b>3,336,047</b>	<b>3,338,704</b>	<b>3,374,876</b>	<b>3,634,614</b>	<b>3,641,614</b>	<b>2,485,789</b>	<b>3,761,161</b>	

**CITY OF BEACON 2020 BUDGET**

**SEWER FUND EXPENSE (G)**

		2017	2018	2018	2018	2019	2019	2019	2020	
		YTD	ADOPTED	REVISED	YTD	ADOPTED	REVISED	YTD	REQUESTED	
		ACTUAL	BUDGET	BUDGET	ACTUAL	BUDGET	BUDGET	ACTUAL	BUDGET	COMMENTS
		12/31/17		12/31/18	12/31/18		10/04/19	10/04/19		
<b>1380 FISCAL AGENT FEES</b>										
G1380-461200	FISCAL AGENT FEE	10,000	10,000	15,508	15,508	10,000	10,000	-	10,000	
G1380-461201	FISCAL AGENT FEE-EFC	1,712	1,386	1,386	1,386	1,050	1,050	1,050	712	
<b>TOTAL FISCAL AGENT FEES</b>		<b>11,712</b>	<b>11,386</b>	<b>16,894</b>	<b>16,894</b>	<b>11,050</b>	<b>11,050</b>	<b>1,050</b>	<b>10,712</b>	
<b>1420 SEWER LEGAL EXPENSES</b>										
G1420-450400	ATTORNEYS	49,434	52,000	52,000	53,664	52,000	52,000	20,607	52,000	
<b>TOTAL LEGAL EXPENSES</b>		<b>49,434</b>	<b>52,000</b>	<b>52,000</b>	<b>53,664</b>	<b>52,000</b>	<b>52,000</b>	<b>20,607</b>	<b>52,000</b>	
<b>1680 TECHNOLOGY</b>										
G1680 250000	EQUIPMENT	-	400	400	-	600	600	-	3,079	
G1680 444100	LICENSE AND PERMITS	854	2,506	2,506	1,841	1,730	1,730	899	1,790	
G1680 452003	IT CONSULTANT	428	5,400	5,400	1,283	3,600	3,600	135	3,600	
<b>TOTAL TECHNOLOGY</b>		<b>1,282</b>	<b>8,306</b>	<b>8,306</b>	<b>3,124</b>	<b>5,930</b>	<b>5,930</b>	<b>1,034</b>	<b>8,469</b>	
<b>1980 MTA PAYROLL TAX</b>										
G1980-400099	MTA PAYROLL TAX	2,369	2,660	2,660	2,522	2,783	2,783	1,855	2,833	
<b>TOTAL MTA PAYROLL TAX</b>		<b>2,369</b>	<b>2,660</b>	<b>2,660</b>	<b>2,522</b>	<b>2,783</b>	<b>2,783</b>	<b>1,855</b>	<b>2,833</b>	
<b>1990 CONTINGENCY</b>										
G1990-400001	CONTINGENCY FUND	-	75,000	-	-	75,000	75,000	-	200,000	
G1990-400004	CONTINGENCY FUND - RET	-								
<b>TOTAL CONTINGENCY</b>		<b>-</b>	<b>75,000</b>	<b>-</b>	<b>-</b>	<b>75,000</b>	<b>75,000</b>	<b>-</b>	<b>200,000</b>	
<b>8110 SEWER ADMINISTRATION</b>										
G8110-450500	ADMINISTRATION FEE TO C	215,790	216,800	216,800	216,800	224,670	224,670	224,670	237,100	
<b>TOTAL SEWER ADMINISTRATION</b>		<b>215,790</b>	<b>216,800</b>	<b>216,800</b>	<b>216,800</b>	<b>224,670</b>	<b>224,670</b>	<b>224,670</b>	<b>237,100</b>	

**CITY OF BEACON 2020 BUDGET**

**SEWER FUND EXPENSE (G)**

		2017	2018	2018	2018	2019	2019	2019	2020	
		YTD	ADOPTED	REVISED	YTD	ADOPTED	REVISED	YTD	REQUESTED	
		ACTUAL	BUDGET	BUDGET	ACTUAL	BUDGET	BUDGET	ACTUAL	BUDGET	COMMENTS
		12/31/17		12/31/18	12/31/18		10/04/19	10/04/19		
<b>8120 SANITARY SEWER</b>										
G8120-250000	PURCHASE EQUIPMENT	813	3,000	1,000	882	1,000	1,000	994	1,000	
G8120-416000	MATERIALS & SUPPLIES	695	4,500	4,298	3,184	4,500	4,500	611	4,500	
G8120-422075	SANITARY SEWER ELECTR	403	484	484	364	365	365	313	463	
G8120-447000	RENTAL OF EQUIPMENT	-	3,000	3,000	3,000	3,000	3,000	-	3,000	
G8120-447200	REPAIR OF EQUIPMENT	2,826	12,000	12,202	11,876	12,000	20,245	20,245	12,000	
G8120-454000	ENGINEERS	2,131	2,000	4,000	1,196	4,000	4,000	1,298	4,000	
<b>TOTAL SANITARY SEWER</b>		<b>6,868</b>	<b>24,984</b>	<b>24,984</b>	<b>20,502</b>	<b>24,865</b>	<b>33,110</b>	<b>23,461</b>	<b>24,963</b>	
<b>8130 WATER POLLUTION CONTROL</b>										
G8130-100401	SUPERINTENDENT SALARY	81,193	84,031	84,031	84,464	80,000	80,000	3,272	80,000	
G8130-101000	REGULAR SALARIES	507,903	569,198	569,198	572,795	604,568	604,568	461,392	620,459	
G8130-103100	TEMPORARY POSITION					7,000	6,400	6,400	7,000	
G8130-105000	OVERTIME	133,164	110,000	110,000	107,262	110,000	110,000	94,824	110,000	
G8130-105200	SICK LEAVE BONUS	4,200	4,206	4,206	3,600	3,000	3,600	3,600	1,800	
G8130-112500	MEALS	4,347	4,000	4,000	1,917	2,500	2,500	1,974	2,500	
G8130-119000	CLOTHING ALLOWANCE	4,675	6,000	6,000	6,000	6,500	6,500	6,500	6,500	
G8130-120000	HEALTH BUYOUT	2,271	5,000	5,000	5,000	5,000	5,000	2,500	5,000	
G8130-190000	SEVERANCE/RETIREMENT	-								
G8130-250000	PURCHASE EQUIPMENT	26,092	35,000	37,700	32,489	35,000	35,000	12,343	35,000	
G8130-410900	CHEMICALS	64,483	100,000	100,000	87,603	100,000	100,000	79,541	100,000	
G8130-410901	CARBON FILTERS	-	25,000	25,000	24,870	26,000	26,000	22,900		
G8130-411000	CLEANING SUPPLIES	1,305	2,000	2,000	1,791	2,200	2,200	208	2,200	
G8130-412680	GAS/OIL FOR HEAT	5,266	9,846	9,446	7,643	9,850	9,850	2,688	5,913	
G8130-413000	GAS & DIESEL	1,775	2,092	2,492	2,740	2,600	2,600	1,884	2,813	
G8130-413002	VEHICLE OIL	-	1,000	1,000	-	1,000	1,000	-		
G8130-414500	LAB SUPPLIES	2,336	10,000	10,000	8,713	10,500	10,500	9,276	10,500	
G8130-415400	TOOLS	696	1,000	1,000	-	1,000	1,000	905	1,000	
G8130-416000	MATERIALS & SUPPLIES	1,764	3,000	3,000	2,935	3,500	3,500	1,622	3,500	
G8130-416300	PAINTS	-	500	500	424	500	500	490	500	

**CITY OF BEACON 2020 BUDGET**

**SEWER FUND EXPENSE (G)**

		2017	2018	2018	2018	2019	2019	2019	2020	
		YTD	ADOPTED	REVISED	YTD	ADOPTED	REVISED	YTD	REQUESTED	
		ACTUAL	BUDGET	BUDGET	ACTUAL	BUDGET	BUDGET	ACTUAL	BUDGET	COMMENTS
		12/31/17		12/31/18	12/31/18		10/04/19	10/04/19		
G8130-417500	SAFETY SUPPLIES	601	2,500	2,500	1,540	15,000	15,000	426	2,500	
G8130-417700	SANITARY AND PAPER SUP	302	850	850	290	850	850	397	850	
G8130-422065	WPC ELECTRIC	181,901	218,971	215,916	191,412	196,000	192,436	140,559	209,283	
G8130-423000	TELEPHONES	2,196	1,800	2,500	2,558	2,200	2,200	2,058	2,700	
G8130-423001	CELL PHONES	578	684	684	632	684	684	370	648	
G8130-441300	CHEMICAL ANALYSIS/LAB V	17,450	15,000	15,000	15,840	16,000	16,000	10,570	16,000	
G8130-443200	TRAINING	1,145	1,500	1,500	875	1,500	1,500	473	4,000	
G8130-444100	PROFESSIONAL LICENSE F	15,950	17,000	17,000	15,671	17,500	17,500	15,600	17,500	
G8130-444103	DEC FINES	-			-					
G8130-445100	MAINTENANCE OF EQUIPM	10,967	18,000	18,000	13,704	18,952	18,952	7,903	19,000	
G8130-446006	PRINTING BILLS	1,432	1,018	1,018	343	1,018	1,018	615	1,100	
G8130-446600	REFUSE REMOVAL	470,785	640,000	640,000	595,203	640,000	640,000	348,920	660,000	
G8130-447200	REPAIR OF EQUIPMENT	81,070	110,000	109,743	83,867	120,000	116,760	53,885	120,000	
G8130-447211	PROJECTS	54,532	70,000	205,941	205,940	20,900	19,459	19,459	50,000	
G8130-454000	ENGINEERS	229,685	40,000	122,983	46,566	25,000	25,000	50,237	70,000	
G8130-462000	TRAVEL	711	1,250	1,250	954	1,250	1,250	454	3,125	
G8130-465000	POSTAGE	4,142	4,100	4,100	4,140	4,100	4,100	3,115	4,100	
G8130-820000	SOCIAL SECURITY	53,841	59,856	59,856	56,728	62,620	62,620	41,728	63,744	
<b>TOTAL WATER POLLUTION CONTROL</b>		<b>1,968,758</b>	<b>2,174,402</b>	<b>2,393,414</b>	<b>2,186,509</b>	<b>2,154,292</b>	<b>2,146,047</b>	<b>1,409,088</b>	<b>2,239,235</b>	

**CITY OF BEACON 2020 BUDGET**

<b>SEWER FUND EXPENSE (G)</b>		<b>2017</b>	<b>2018</b>	<b>2018</b>	<b>2018</b>	<b>2019</b>	<b>2019</b>	<b>2019</b>	<b>2020</b>	
		<b>YTD</b>	<b>ADOPTED</b>	<b>REVISED</b>	<b>YTD</b>	<b>ADOPTED</b>	<b>REVISED</b>	<b>YTD</b>	<b>REQUESTED</b>	
		<b>ACTUAL</b>	<b>BUDGET</b>	<b>BUDGET</b>	<b>ACTUAL</b>	<b>BUDGET</b>	<b>BUDGET</b>	<b>ACTUAL</b>	<b>BUDGET</b>	<b>COMMENTS</b>
		<b>12/31/17</b>		<b>12/31/18</b>	<b>12/31/18</b>		<b>10/04/19</b>	<b>10/04/19</b>		
<b>9010 EMPLOYEES RETIREMENT SYSTEM</b>										
G9010-810000	RETIREMENT	102,101	98,450	98,450	98,112	97,996	97,996	-	102,900	
<b>TOTAL EMPLOYEES RETIREMENT SYSTEM</b>		<b>102,101</b>	<b>98,450</b>	<b>98,450</b>	<b>98,112</b>	<b>97,996</b>	<b>97,996</b>	<b>-</b>	<b>102,900</b>	
<b>9040 WORKERS COMPENSATION</b>										
G9040-830000	WORKERS' COMPENSATIO	36,156	39,048	39,048	39,048	49,041	49,041	49,041	49,411	
<b>TOTAL WORKERS COMPENSATION</b>		<b>36,156</b>	<b>39,048</b>	<b>39,048</b>	<b>39,048</b>	<b>49,041</b>	<b>49,041</b>	<b>49,041</b>	<b>49,411</b>	
<b>9055 DISABILITY</b>										
G9055-850000	INSURANCE	710	600	600	790	600	600	410	600	
<b>TOTAL DISABILITY</b>		<b>710</b>	<b>600</b>	<b>600</b>	<b>790</b>	<b>600</b>	<b>600</b>	<b>410</b>	<b>600</b>	
<b>9060 HEALTH INSURANCE</b>										
G9060-840000	HEALTH INSURANCE	497,483	391,823	390,223	390,407	416,471	416,471	254,047	393,065	
G9060-840100	MEDICARE REIMBURSEME	6,343	15,818	14,380	15,148	16,662	16,662	9,268	18,535	
G9060-840500	DENTAL	4,851	5,558	8,196	8,759	9,285	9,285	6,685	10,278	
G9060-840600	VISION	1,442	1,466	1,866	1,730	1,714	1,714	1,382	1,555	
<b>TOTAL HEALTH INSURANCE</b>		<b>510,119</b>	<b>414,665</b>	<b>414,665</b>	<b>416,044</b>	<b>444,132</b>	<b>444,132</b>	<b>271,382</b>	<b>423,433</b>	
<b>9710 SERIAL BONDS</b>										
G9710-601100	2011 (2001) PRINCIPAL	68,883	72,416	72,416	72,416	73,299	73,299	73,299	76,831	
G9710-605500	2014 (2005) PRINCIPAL	114,020	120,201	120,201	120,201	123,636	123,636	123,636	127,070	
G9710-605600	2016 PRINCIPAL	262,354	264,783	264,783	264,783	267,210	267,210	267,210	269,641	
G9710-605700	2018 PRINCIPAL					116,188	116,188	116,188	120,555	
G9710-608000	2012 (2002) PRINCIPAL	130,000	135,000	135,000	135,000	135,000	135,000	135,000	140,000	
G9710-701100	2011 (2001) INTEREST	9,432	6,676	6,676	6,676	4,504	4,504	4,504	2,305	
G9710-705500	2014 (2005) INTEREST	31,648	25,947	25,947	25,947	22,341	22,341	22,341	18,632	
G9710-705600	2016 INTEREST	173,107	167,836	167,836	167,836	162,516	162,516	82,594	157,147	
G9710-705700	2018 INTEREST			54,515	54,514	113,024	113,024	57,383	109,473	
G9710-708000	2012 (2002) INTEREST	30,414	24,070	24,070	24,070	17,472	17,472	17,472	10,690	
<b>TOTAL SERIAL BONDS</b>		<b>819,858</b>	<b>816,929</b>	<b>871,444</b>	<b>871,443</b>	<b>1,035,190</b>	<b>1,035,190</b>	<b>899,627</b>	<b>1,032,344</b>	

**CITY OF BEACON 2020 BUDGET**

<b>SEWER FUND EXPENSE (G)</b>		<b>2017</b>	<b>2018</b>	<b>2018</b>	<b>2018</b>	<b>2019</b>	<b>2019</b>	<b>2019</b>	<b>2020</b>	
		<b>YTD</b>	<b>ADOPTED</b>	<b>REVISED</b>	<b>YTD</b>	<b>ADOPTED</b>	<b>REVISED</b>	<b>YTD</b>	<b>REQUESTED</b>	
		<b>ACTUAL</b>	<b>BUDGET</b>	<b>BUDGET</b>	<b>ACTUAL</b>	<b>BUDGET</b>	<b>BUDGET</b>	<b>ACTUAL</b>	<b>BUDGET</b>	<b>COMMENTS</b>
		<b>12/31/17</b>		<b>12/31/18</b>	<b>12/31/18</b>		<b>10/04/19</b>	<b>10/04/19</b>		
<b>9730 BOND ANTICIPATION NOTES</b>										
G9730-607599	BAN Principal	68,940	116,754	116,754	116,754	-	-	-	-	
G9730-707599	BAN Interest	29,331	40,762	40,762	40,762	-	-	-	-	
<b>TOTAL BOND ANTICIPATION NOTES</b>		<b>98,271</b>	<b>157,516</b>	<b>157,516</b>	<b>157,516</b>	<b>-</b>	<b>-</b>	<b>-</b>	<b>-</b>	
<b>9950 INTERFUND TRANSFERS</b>										
G9950-900001	INTERFUND TRANSFER	1,456,690	-	683,300	683,300	-	-	-	-	
<b>TOTAL INTERFUND TRANSFERS</b>		<b>1,456,690</b>	<b>-</b>	<b>683,300</b>	<b>683,300</b>	<b>-</b>	<b>-</b>	<b>-</b>	<b>-</b>	
<b>TOTAL SEWER EXPENSES</b>		<b>5,280,118</b>	<b>4,092,747</b>	<b>4,980,081</b>	<b>4,766,268</b>	<b>4,177,550</b>	<b>4,177,550</b>	<b>2,902,225</b>	<b>4,384,000</b>	

**CITY OF BEACON 2020 BUDGET**

**SEWER FUND REVENUE (G)**

		2017	2018	2018	2018	2019	2019	2019	2020	
		YTD	ADOPTED	REVISED	YTD	ADOPTED	REVISED	YTD	REQUESTED	
		ACTUAL	BUDGET	BUDGET	ACTUAL	BUDGET	BUDGET	ACTUAL	BUDGET	COMMENTS
		12/31/17		12/31/18	12/31/18		10/04/19	10/04/19		
<b>8110 SEWER ADMINISTRATION</b>										
G8110-126000	HEALTH INSURANCE REIMBURSEME	38,695	34,496	34,496	45,610	50,733	50,733	30,798	34,760	
G8110-126001	DENTAL INSURANCE	9,615	10,084	10,084	9,515	10,536	10,536	7,671	8,982	
G8110-212000	SEWER RENTS	1,079,303	1,068,698	1,068,698	823,036	1,175,568	1,175,568	857,891	1,175,568	
G8110-212001	CORRECTIONAL FACILITY	794,571	890,000	890,000	890,273	850,000	850,000	512,697	925,000	
G8110-212003	TOWN OF FISHKILL SEWER	1,086,845	1,010,000	1,010,000	1,226,702	1,010,000	1,010,000	631,346	1,100,000	
G8110-212007	BEACON SCHOOL BUS GARAGE	409			178	-	-	243	-	
G8110-212008	DUTCHESS STADIUM SEWER	3,570	2,800	2,800	4,255	-	-	-	-	
G8110-212009	DC TRANSPORT CENTER SEWER	127			751	-	-	-	-	
G8110-212800	SEWER PENALTY	5,224	4,000	4,000	6,878	5,000	5,000	4,476	5,000	
G8110-240100	INTEREST & EARNINGS	867	700	700	4,373	1,800	1,800	5,650	8,000	
G8110-240101	EFC INTEREST/SUBSIDY	25,158	21,969	21,969	21,969	17,472	17,472	17,472	10,690	
<b>TOTAL SEWER ADMINISTRATION</b>		<b>3,044,384</b>	<b>3,042,747</b>	<b>3,042,747</b>	<b>3,033,540</b>	<b>3,121,109</b>	<b>3,121,109</b>	<b>2,068,244</b>	<b>3,268,000</b>	
<b>8130 WATER POLLUTION CONTROL</b>										
G8130-212200	HAULER FEES	445,078	300,000	300,000	392,270	300,000	300,000	265,611	398,000	
G8130-212201	NEW WINDSOR TREATMENT	140,633	150,000	150,000	148,538	150,000	150,000	127,500	153,000	
G8130-212204	HAULER FEES BILLED MONTHLY	584,425	600,000	600,000	452,626	600,000	600,000	377,744	565,000	
<b>TOTAL WATER POLLUTION CONTROL</b>		<b>1,170,136</b>	<b>1,050,000</b>	<b>1,050,000</b>	<b>993,434</b>	<b>1,050,000</b>	<b>1,050,000</b>	<b>770,855</b>	<b>1,116,000</b>	
<b>9950 INTERFUND TRANSFERS</b>										
		Increase to tax levy available: 491,562								
G9950-503100	INTERFUND TRANSFERS			5,508	-	-	-	-	-	
<b>TOTAL INTERFUND TRANSFERS</b>				<b>5,508</b>	<b>-</b>					
<b>TOTAL SEWER REVENUES</b>		<b>4,214,520</b>	<b>4,092,747</b>	<b>4,098,255</b>	<b>4,026,974</b>	<b>4,171,109</b>	<b>4,171,109</b>	<b>2,839,099</b>	<b>4,384,000</b>	



# Property Tax Cap

## Tax Cap Form

City of Beacon (130205000000)  
Fiscal Year Ending: 12/31/2020

### Summary

Tax Levy Limit, Before Adjustments and Exclusions	
Real Property Tax Levy FYE 2019	\$10,964,181
Tax Cap Reserve Offset from FYE 2018 Used to Reduce FYE 2019 Levy	\$0
Total Tax Cap Reserve Amount (Including Interest Earned) from FYE 2019	---
Tax Base Growth Factor	1.0252
PILOTs Receivable FYE 2019	\$220,071
Tort Exclusion Amount Claimed in FYE 2019	\$0
Allowable Levy Growth Factor	1.0200
PILOTs Receivable FYE 2020	\$234,017
Available Carryover from FYE 2019	---
<b>Tax Levy Limit Before Adjustments/Exclusions</b>	<b>\$11,455,743</b>
Adjustments for Transfer of Local Government Functions	
Costs Incurred from Transfer of Local Government Functions	\$0
Savings Realized from Transfer of Local Government Functions	\$0
<b>Total Adjustments</b>	<b>\$0</b>
<b>Tax Levy Limit, Adjusted for Transfer of Local Government Functions</b>	<b>\$11,455,743</b>
Exclusions	
Tort Exclusion	\$0
Teachers' Retirement System Exclusion	\$0
Employees' Retirement System Exclusion	\$0
Police and Fire Retirement System Exclusion	\$0
<b>Total Exclusions</b>	<b>\$0</b>
<b>Your FYE 2020 Tax Levy Limit, Adjusted for Transfers plus Exclusions</b>	<b>\$11,455,743</b>
Total Tax Cap Reserve Amount Used to Reduce FYE 2020 Levy	---
* FYE 2020 Proposed Levy, Net of Reserve	---
<b>Difference Between Tax Levy Limit and Proposed Levy</b>	<b>\$11,455,743</b>
* Do you plan to override the Tax Cap for FYE 2020 ?	---

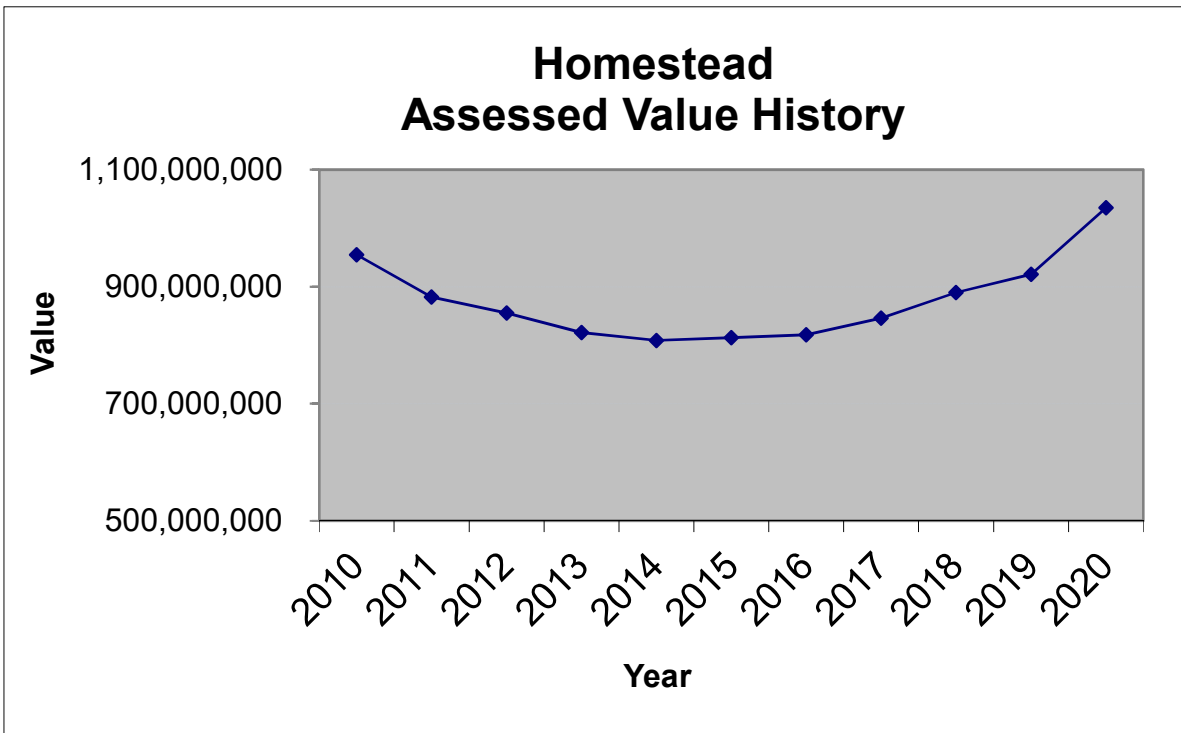
### History

Date and Time	Status Changed To	User
01/02/2019 3:58:03 PM	Unsubmitted	Susan Tucker

Increase to tax levy available: 491,562

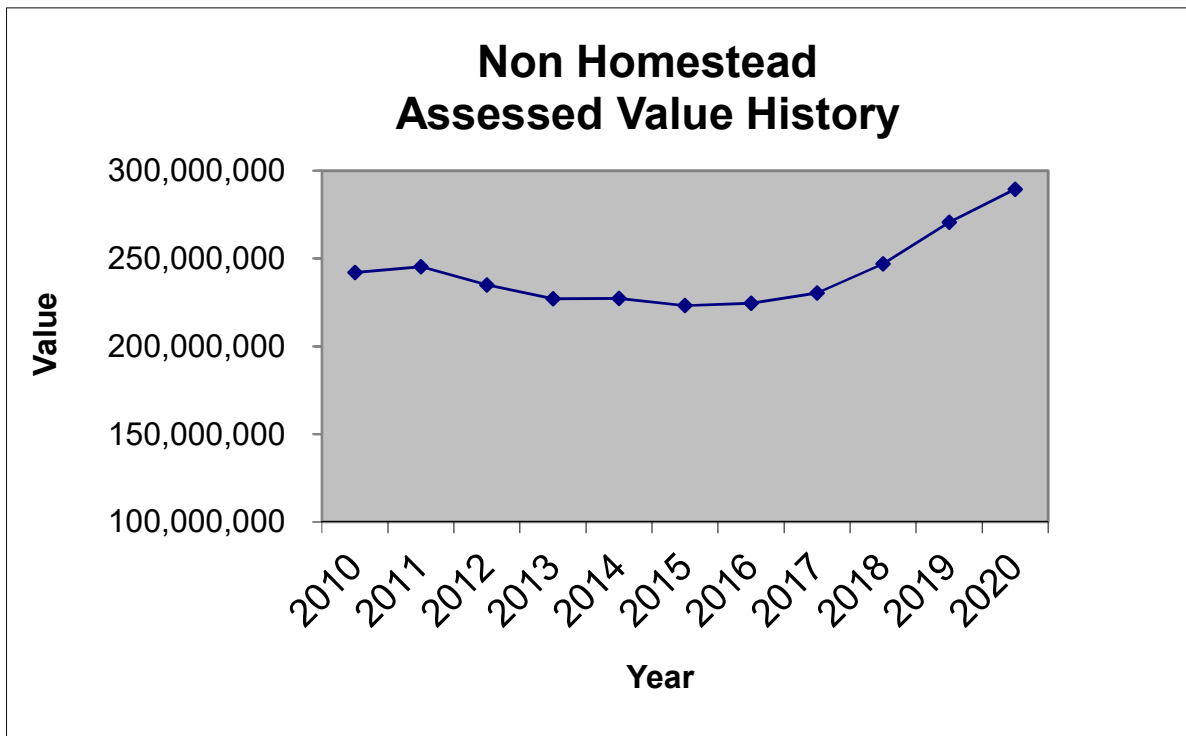
**CITY OF BEACON  
HOMESTEAD  
ASSESSED VALUES  
2010-2020**

YEAR	VALUE
2010	954,444,766
2011	882,174,740
2012	855,098,018
2013	821,822,287
2014	808,113,801
2015	813,005,888
2016	817,959,464
2017	846,174,024
2018	890,121,552
2019	921,272,380
2020	1,034,827,397 as of 10/4/19



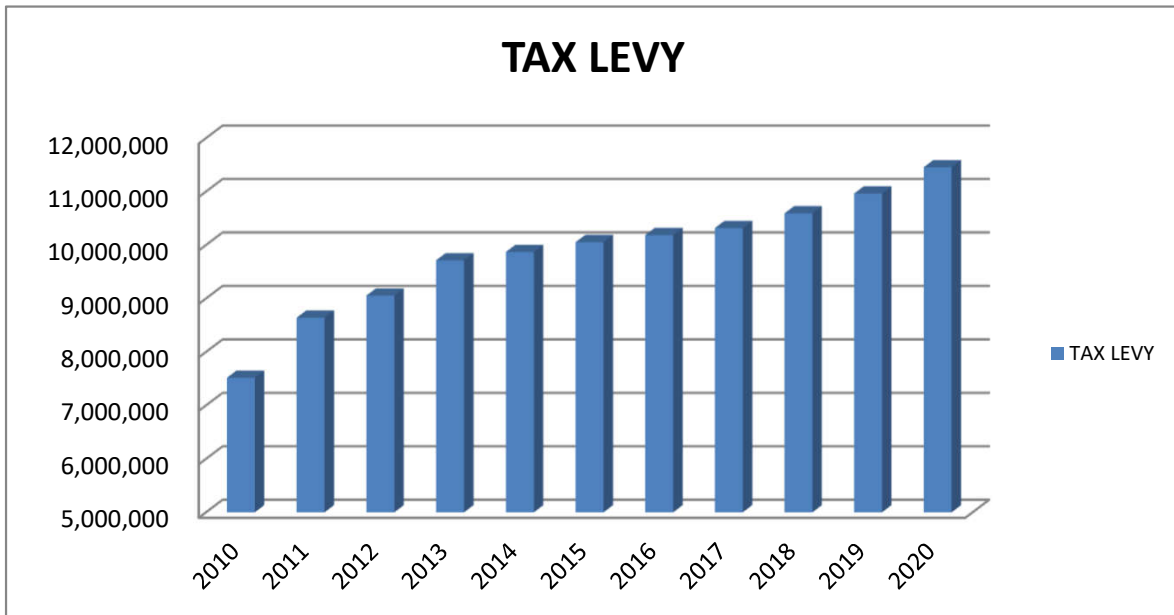
**CITY OF BEACON  
NON HOMESTEAD  
ASSESSED VALUES  
2010-2020**

Tax YEAR	VALUE
2010	242,091,873
2011	245,365,328
2012	234,984,661
2013	227,050,371
2014	227,215,482
2015	223,226,443
2016	224,589,575
2017	230,385,626
2018	246,894,305
2019	270,710,226
2020	289,494,865 as of 10/4/19



**CITY OF BEACON  
TAX LEVY  
HISTORY  
2010-2020**

YEAR	LEVY AMOUNT	FUND BALANCE TO OFFSET LEVY
2010	7,517,571	1,261,902
2011	8,640,748	600,000
2012	9,055,118	500,000
2013	9,716,109	500,000
2014	9,871,042	500,000
2015	10,054,918	400,000
2016	10,188,230	247,500
2017	10,319,219	162,980
2018	10,593,191	148,317
2019	10,964,181	353,571
Proposed 2020	11,455,743	379,842

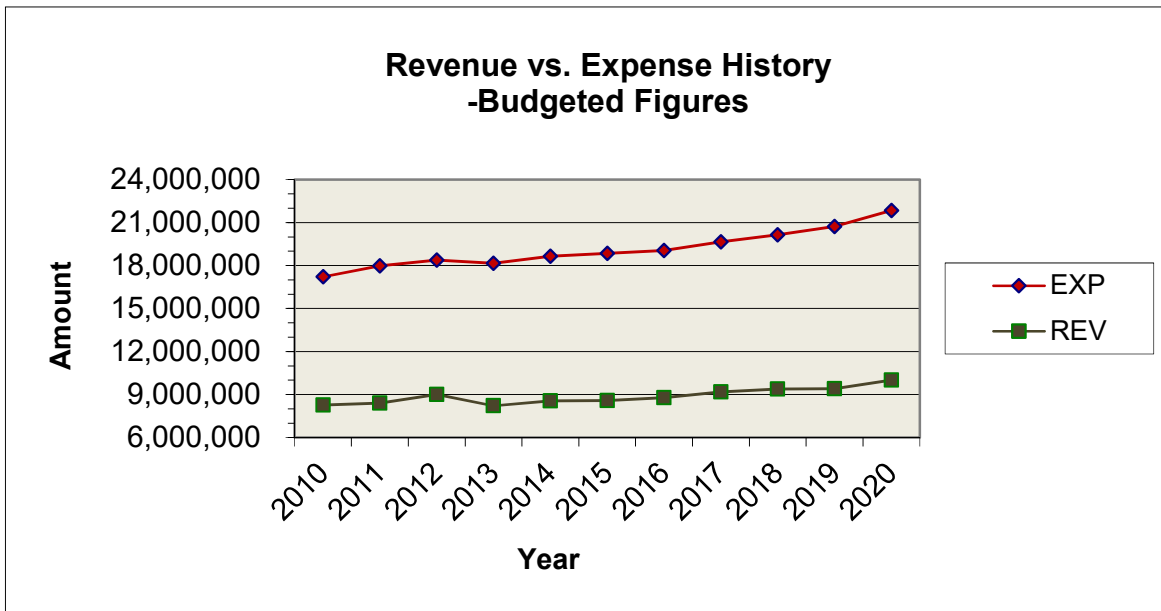


**CITY OF BEACON  
GENERAL FUND  
BUDGETED REVENUE vs. EXPENSE HISTORY  
2010-2020**

**EXPENSE BUDGET**

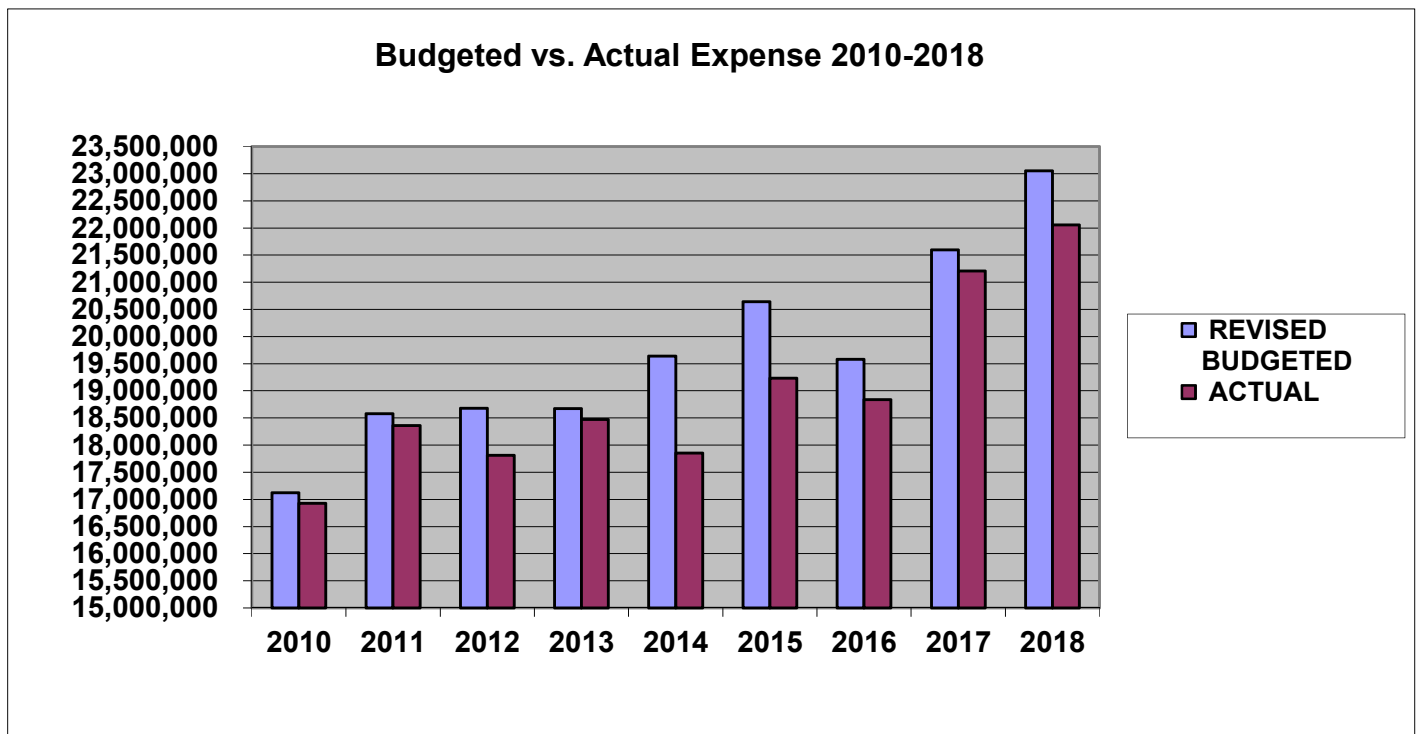
**REVENUE BUDGET**  
(without tax levy)

YEAR	AMOUNT	% INCREASE (DECREASE)	YEAR	AMOUNT	% INCREASE (DECREASE)
2010	17,213,829		2010	8,276,885	
2011	17,978,372	4.44%	2011	8,397,973	1.46%
2012	18,392,638	2.30%	2012	8,994,263	7.10%
2013	18,157,204	-1.28%	2013	8,210,774	-8.71%
2014	18,660,746	2.77%	2014	8,551,508	4.15%
2015	18,855,163	1.04%	2015	8,578,889	0.32%
2016	19,062,665	1.10%	2016	8,777,590	2.32%
2017	19,653,153	3.10%	2017	9,170,954	4.48%
2018	20,143,593	2.50%	2018	9,377,818	2.26%
2019	20,723,533	2.88%	2019	9,405,781	0.30%
Anticipated 2020	21,842,327	5.40%	2020	10,006,742	6.39%



**CITY OF BEACON  
GENERAL FUND  
REVISED BUDGETED vs. ACTUAL EXPENSES  
2010-2018**

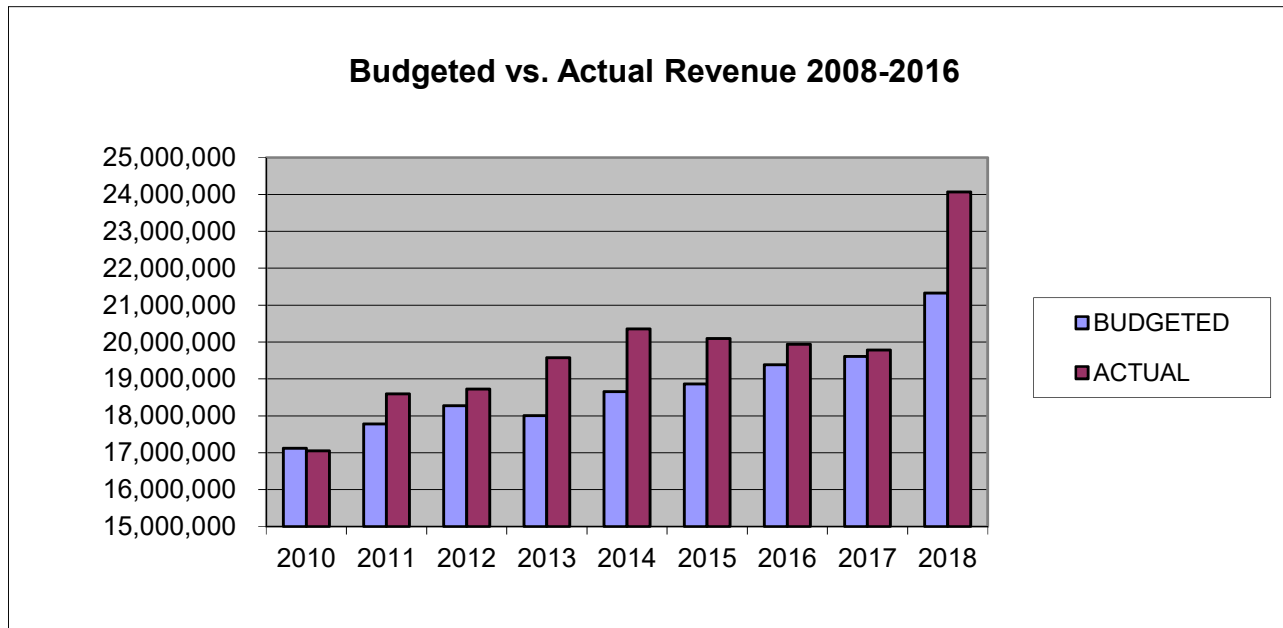
REVISED BUDGETED EXPENSES			ACTUAL EXPENSES		
YEAR	AMOUNT	% INCREASE (DECREASE)	YEAR	AMOUNT	% INCREASE (DECREASE)
2010	17,119,990		2010	16,927,806	
2011	18,576,697	8.51%	2011	18,362,395	8.47%
2012	18,677,813	0.54%	2012	17,812,128	-3.00%
2013	18,670,176	-0.04%	2013	18,471,844	3.70%
2014	19,638,447	5.19%	2014	17,854,996	-3.34%
2015	20,642,503	5.11%	2015	19,232,749	7.72%
2016	19,579,938	-5.15%	2016	18,837,931	-2.05%
2017	21,594,681	10.29%	2017	21,206,826	12.58%
2018	23,053,994	6.76%	2018	22,053,803	3.99%



Budget reflects final revised budget.

**CITY OF BEACON  
GENERAL FUND  
BUDGETED vs. ACTUAL REVENUES  
2010-2018**

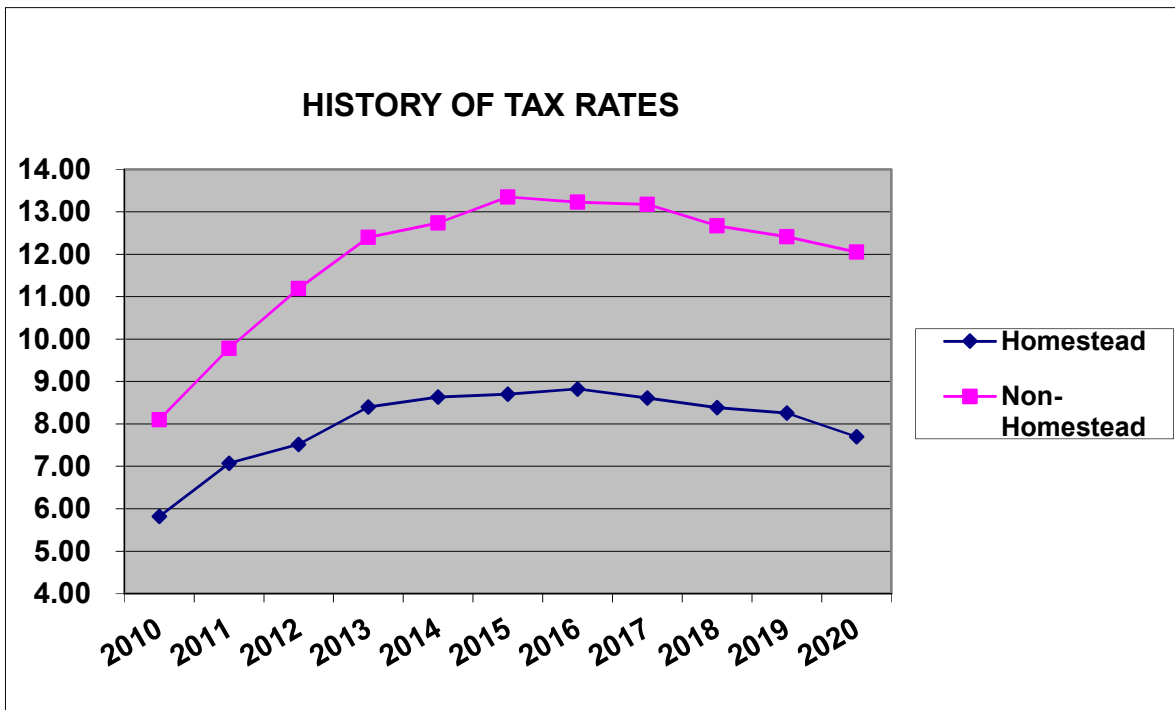
<b>BUDGETED REVENUES</b> (includes tax levy)			<b>ACTUAL REVENUES</b>		
YEAR	AMOUNT	% INCREASE (DECREASE)	YEAR	AMOUNT	% INCREASE (DECREASE)
2010	17,119,990		2010	17,055,223	
2011	17,783,201	3.87%	2011	18,599,242	9.05%
2012	18,278,889	2.79%	2012	18,729,604	0.70%
2013	18,003,967	-1.50%	2013	19,577,441	4.53%
2014	18,654,572	3.61%	2014	20,356,882	3.98%
2015	18,865,279	1.13%	2015	20,094,273	-1.29%
2016	19,385,715	2.76%	2016	19,942,253	-0.76%
2017	19,610,754	1.16%	2017	19,783,253	-0.80%
2018	21,327,548	8.75%	2018	24,067,891	21.66%



Budget reflects final revised budget.

**CITY OF BEACON  
HISTORY OF TAX RATES  
2010-2020**

Homestead		Non-Homestead	
YEAR	RATE	YEAR	RATE
2010	5.82	2010	8.10
2011	7.07	2011	9.78
2012	7.52	2012	11.19
2013	8.40	2013	12.40
2014	8.63	2014	12.73
2015	8.70	2015	13.35
2016	8.82	2016	13.23
2017	8.61	2017	13.17
2018	8.39	2018	12.67
2019	8.25	2019	12.41
Anticipated 2020	7.70	2020	12.05





**NUMBER OF EMPLOYEES PER DEPARTMENT - ALLFUNDS**

Department	ACTUAL AT YEAR END						BUDGETED					Budget to Budget Change
	2010	2011	2012	2013	2014	2015	2016	2017	2018	2019	2020	
Administrator	2.0	2.0	2.0	2.0	2.0	2.0	2.0	2.0	2.0	2.0	3.0	1.0
Assessor	1.0	0.5	0.5	0.5	0.5	0.5	0.5	0.5	0.5	0.5	0.5	-
Building	3.0	3.0	3.0	3.0	3.0	3.0	3.0	3.0	3.0	4.0	4.0	-
City Clerk	3.0	3.0	3.0	3.0	1.0	1.0	1.0	1.0	1.0	1.5	2.0	0.5
Council	6.0	6.0	6.0	6.0	6.0	6.0	6.0	6.0	6.0	6.0	6.0	-
Finance	3.5	3.0	3.0	3.0	5.0	5.0	5.0	5.0	5.0	5.0	5.0	-
Fire	13.0	13.0	13.0	13.0	14.0	14.0	14.0	14.0	14.0	14.0	17.0	3.0
Highway	16.0	14.0	14.0	14.0	14.0	15.0	15.0	15.0	16.0	17.0	17.0	-
Mayor	2.0	2.0	1.5	2.0	2.0	2.0	2.0	2.0	2.0	2.0	2.0	-
Park	2.0	2.0	2.0	2.0	2.0	2.0	2.0	2.0	2.0	2.0	2.0	-
Police	35.0	35.0	31.0	31.0	32.0	34.0	34.0	35.0	36.0	36.0	37.0	1.0
Police Office	2.0	2.0	3.0	3.0	3.0	2.5	3.0	3.0	3.0	3.0	3.0	-
Public Buildings	1.0	1.0	1.0	1.0	1.5	1.0	1.0	1.0	1.0	1.0	1.0	-
Recreation	0.5	0.5	0.5	0.5	1.0	1.5	1.5	3.0	3.5	3.5	3.5	-
Recycle	3.0	3.0	3.0	3.0	3.0	3.0	3.0	3.0	2.0	1.5	1.5	-
Water	8.0	7.0	9.0	10.0	9.0	8.0	10.0	11.0	11.0	11.0	11.0	-
Sewer	11.0	10.0	9.0	10.0	9.0	11.0	11.0	11.0	11.0	11.0	11.0	-
<b>Totals</b>	<b>112.0</b>	<b>107.0</b>	<b>104.5</b>	<b>107.0</b>	<b>108.0</b>	<b>111.5</b>	<b>114.0</b>	<b>117.5</b>	<b>119.0</b>	<b>121.0</b>	<b>126.5</b>	<b>5.5</b>