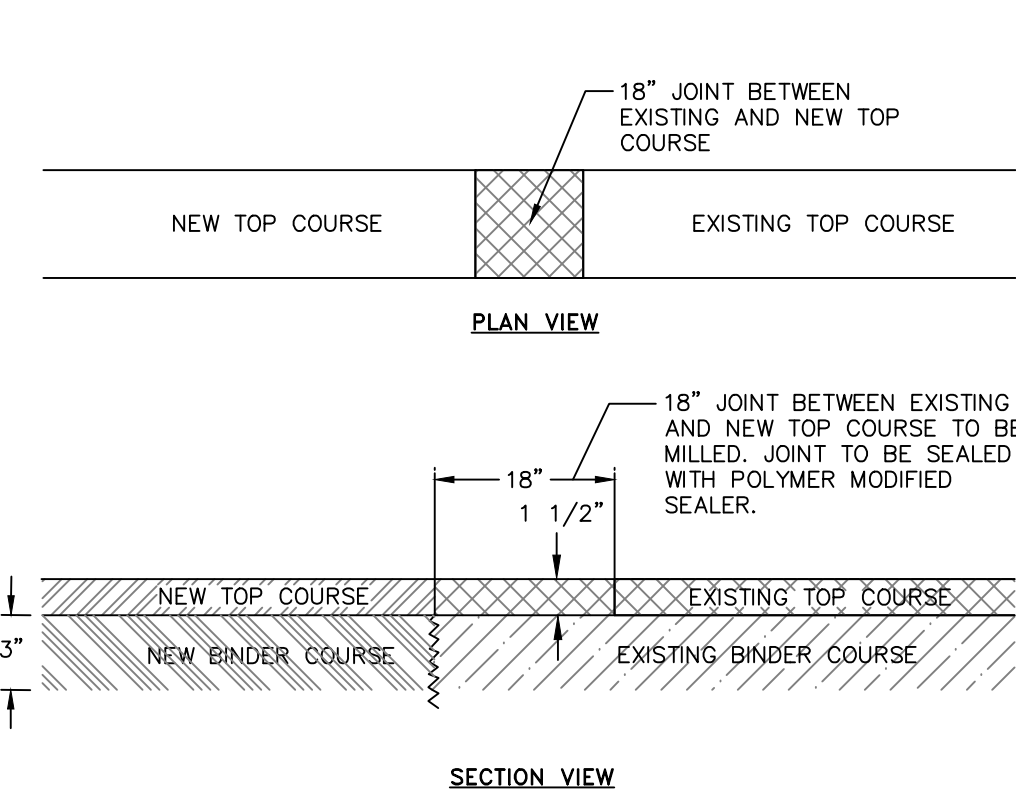
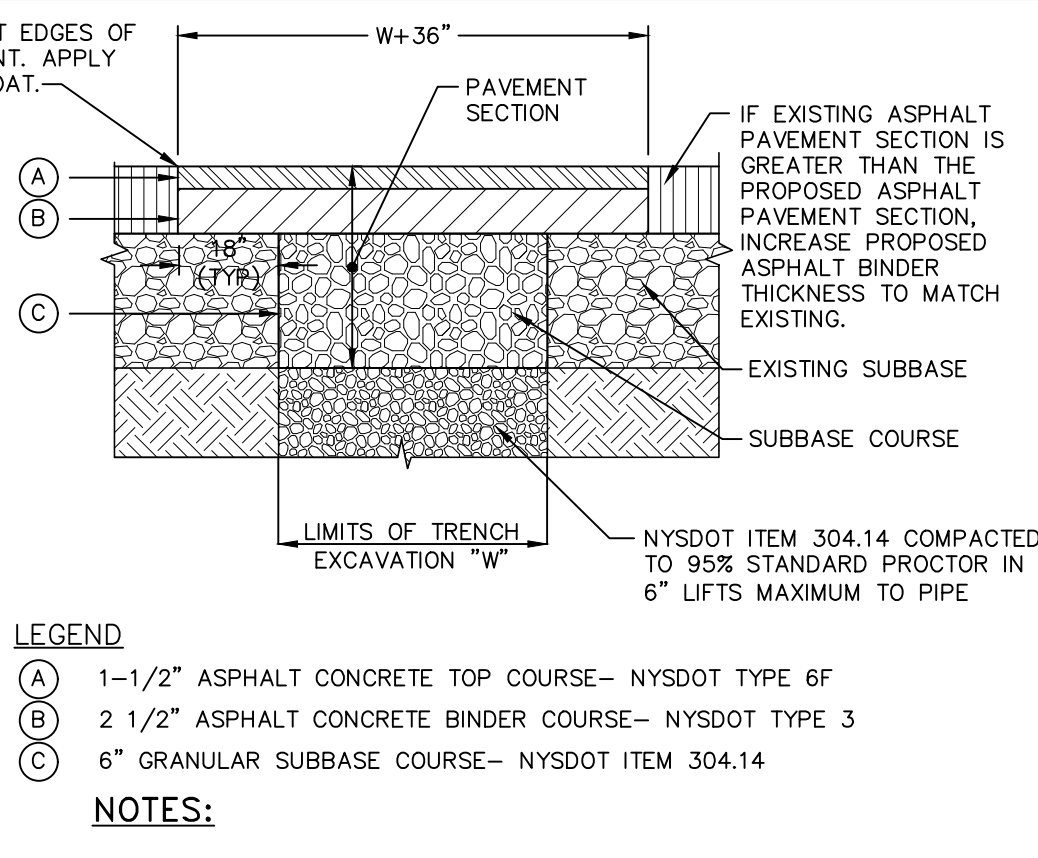


SITE DETAILS



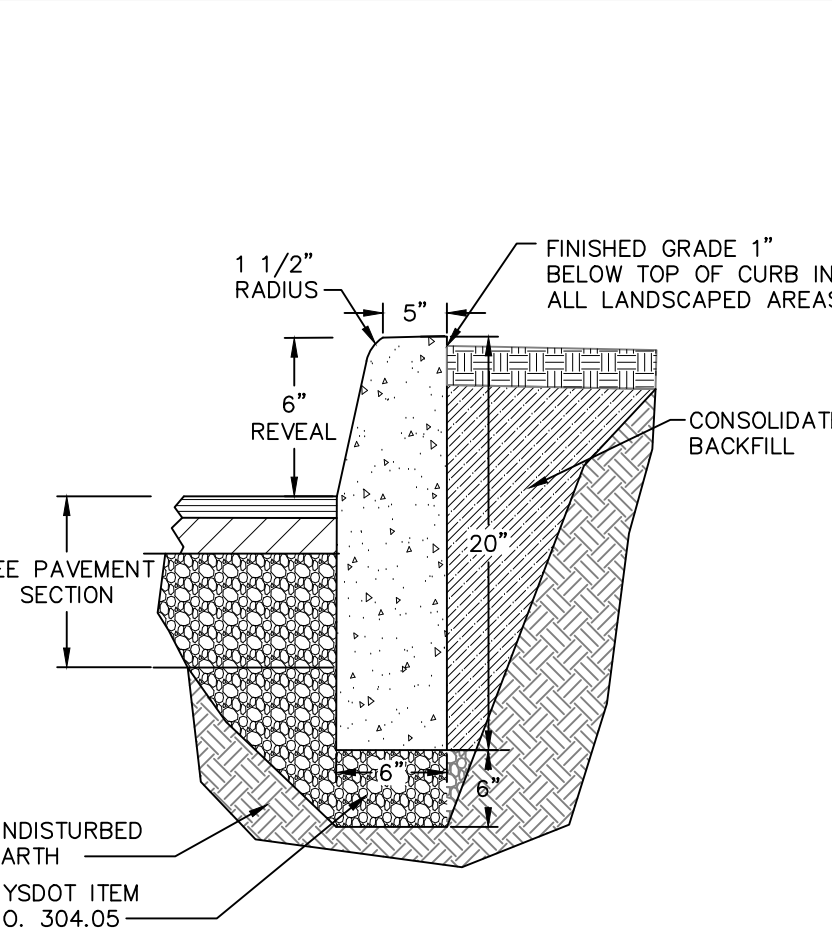
- NOTES:**
- 3" BINDER COURSE AND 1 1/2" TOP COURSE TO BE USED FOR RESTORATION OF PAVEMENT WITHIN CITY ROADS.
 - EXCAVATIONS ARE TO BE SAW CUT SMOOTH, ALL EDGES TACK COATED, AND ALL SEAMS SEALED WITH A HOT POLYMER MODIFIED CRACK SEALANT.
 - IF EXISTING ASPHALT PAVEMENT DEPTH IS GREATER THAN THE PROPOSED ASPHALT PAVEMENT SECTION, INCREASE PROPOSED ASPHALT BINDER THICKNESS TO MATCH EXISTING.

MILLED KEYWAY DETAIL
NOT TO SCALE



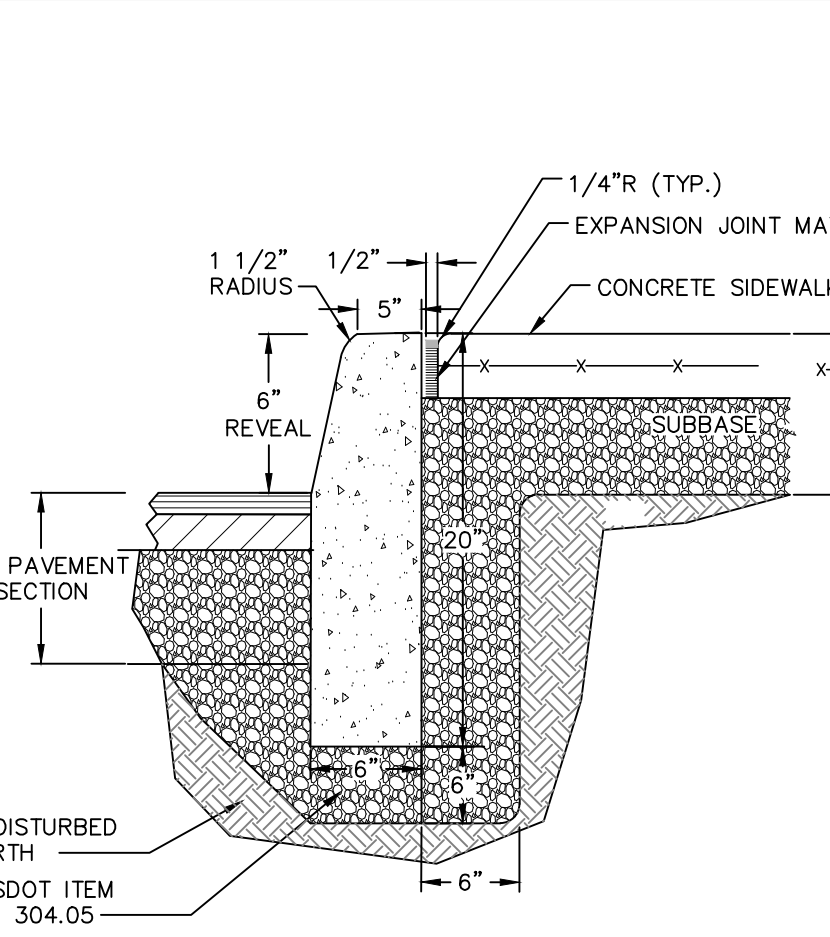
- LEGEND**
- (A) 1-1/2" ASPHALT CONCRETE TOP COURSE- NYSDOT TYPE 6F
 - (B) 2 1/2" ASPHALT CONCRETE BINDER COURSE- NYSDOT TYPE 3
 - (C) 6" GRANULAR SUBBASE COURSE- NYSDOT ITEM 304.14
- NOTES:**
- SAW CUT MIN. 18" BEYOND EXCAVATION WITH SMOOTH EDGES. 18" JOINT BETWEEN EXISTING AND NEW TOP COURSE TO BE MILLED. JOINT TO BE SEALED WITH POLYMER MODIFIED SEALER.
 - FURNISH, PLACE, AND COMPACT SUBBASE.
 - TACK COAT IN ACCORDANCE WITH NYSDOT STANDARD SPEC.
 - FURNISH AND PLACE ASPHALT CONCRETE PAVEMENT AS SPECIFIED.

PAVEMENT RESTORATION DETAIL
NOT TO SCALE



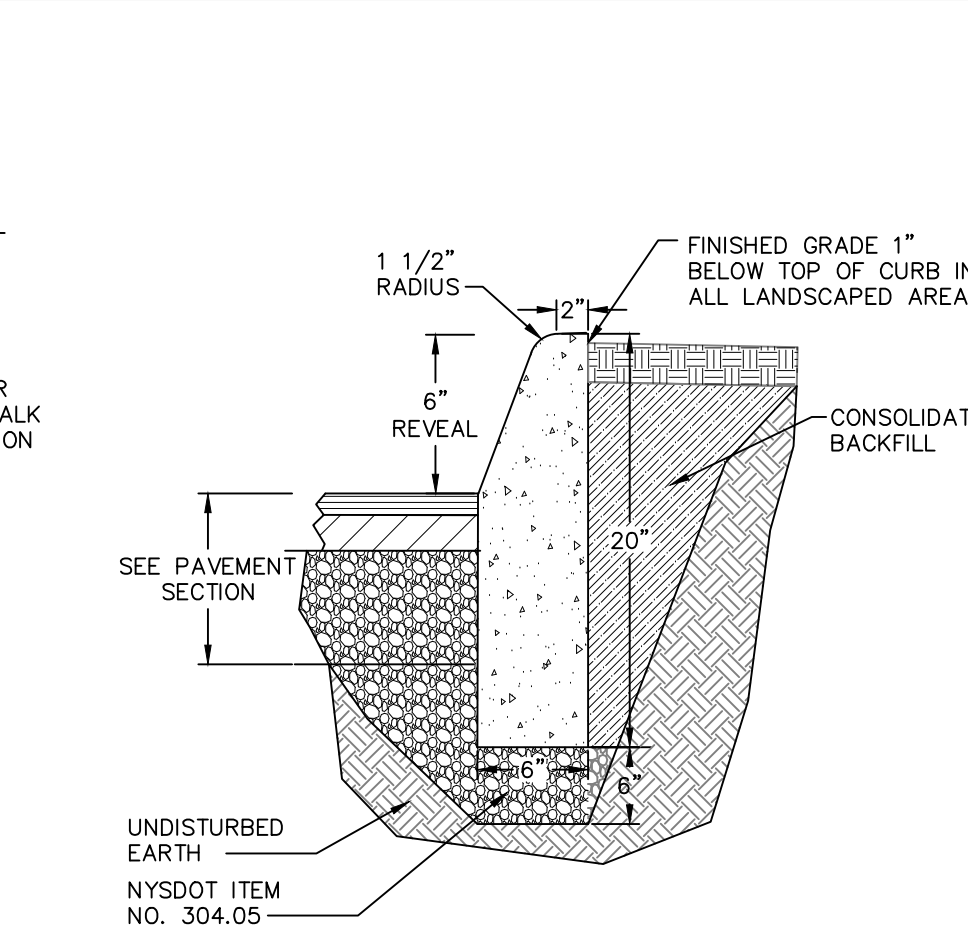
- ABUTTING GRASS OR LANDSCAPE**
- NOTES:**
- CONCRETE CURB SHALL BE 4,000 PSI CAST-IN-PLACE, AND IN ACCORDANCE WITH NYSDOT STANDARD SPECIFICATION SECTION 609.
 - EXPANSION JOINTS OF 1/2" CELLULOSE OR SIMILAR MATERIAL SHALL BE PLACED AT 10 FOOT INTERVALS.
 - FOR MOUNTABLE CURBS ABUTTING SIDEWALK OR OTHER HARDSCAPE, REFER TO "ABUTTING SIDEWALK" DETAIL.

ABUTTING GRASS OR LANDSCAPE
NOT TO SCALE



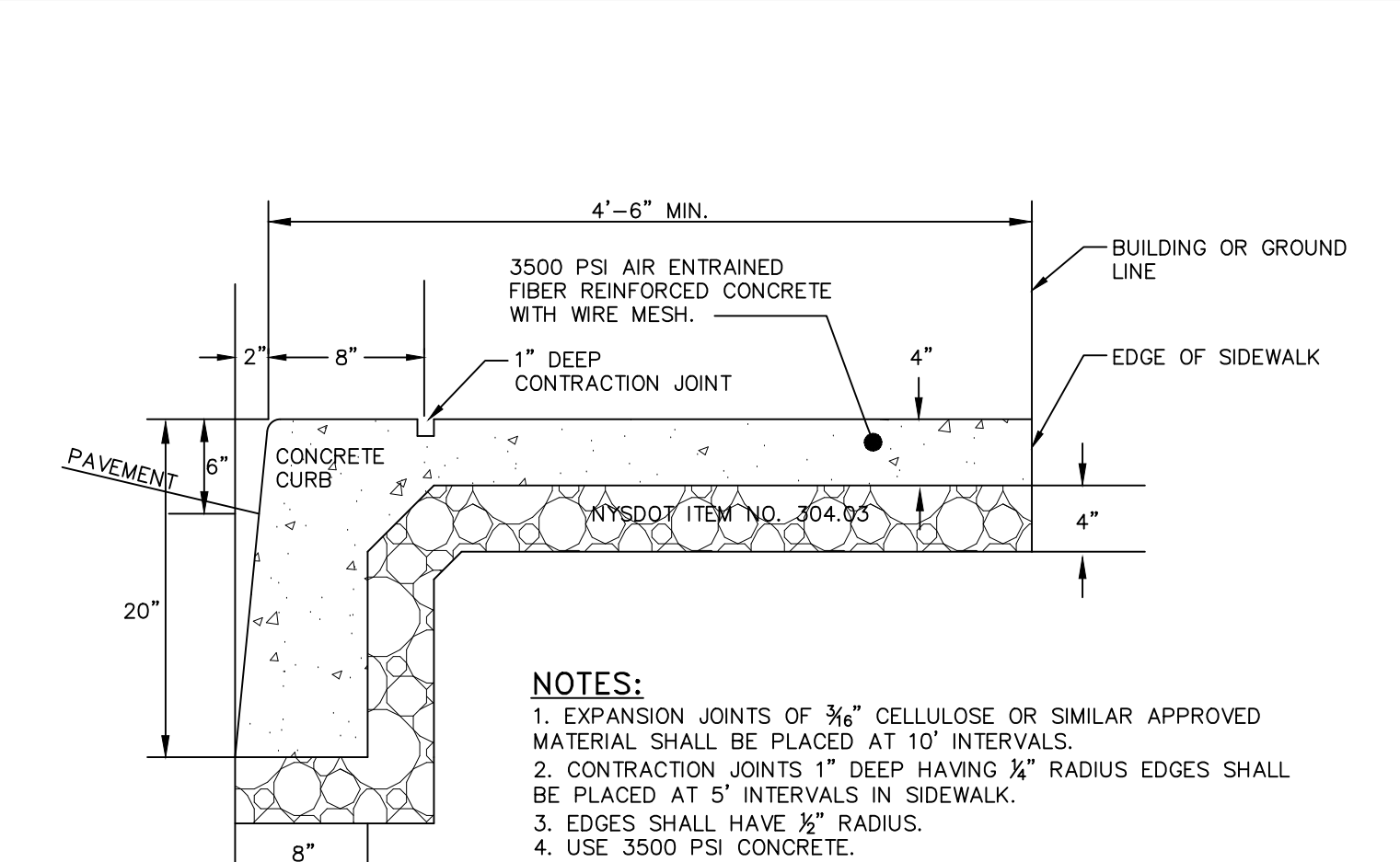
- ABUTTING SIDEWALK**
- NOTES:**
- CONCRETE CURB SHALL BE 4,000 PSI CAST-IN-PLACE, AND IN ACCORDANCE WITH NYSDOT STANDARD SPECIFICATION SECTION 609.
 - EXPANSION JOINTS OF 1/2" CELLULOSE OR SIMILAR MATERIAL SHALL BE PLACED AT 10 FOOT INTERVALS.
 - FOR MOUNTABLE CURBS ABUTTING SIDEWALK OR OTHER HARDSCAPE, REFER TO "ABUTTING SIDEWALK" DETAIL.

ABUTTING SIDEWALK
NOT TO SCALE



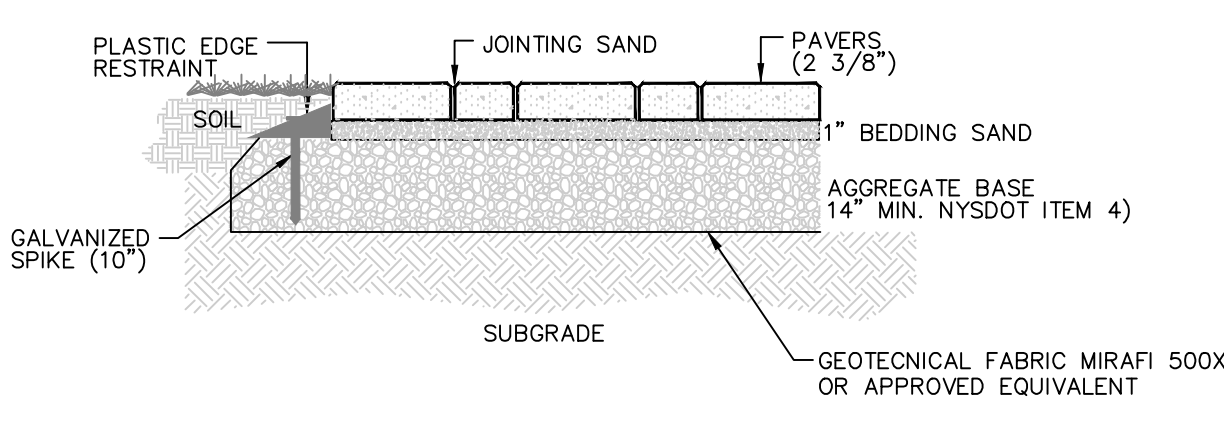
- MOUNTABLE CURB**
- NOTES:**
- CONCRETE CURB SHALL BE 4,000 PSI CAST-IN-PLACE, AND IN ACCORDANCE WITH NYSDOT STANDARD SPECIFICATION SECTION 609.
 - EXPANSION JOINTS OF 1/2" CELLULOSE OR SIMILAR MATERIAL SHALL BE PLACED AT 10 FOOT INTERVALS.
 - FOR MOUNTABLE CURBS ABUTTING SIDEWALK OR OTHER HARDSCAPE, REFER TO "ABUTTING SIDEWALK" DETAIL.

MOUNTABLE CURB
NOT TO SCALE



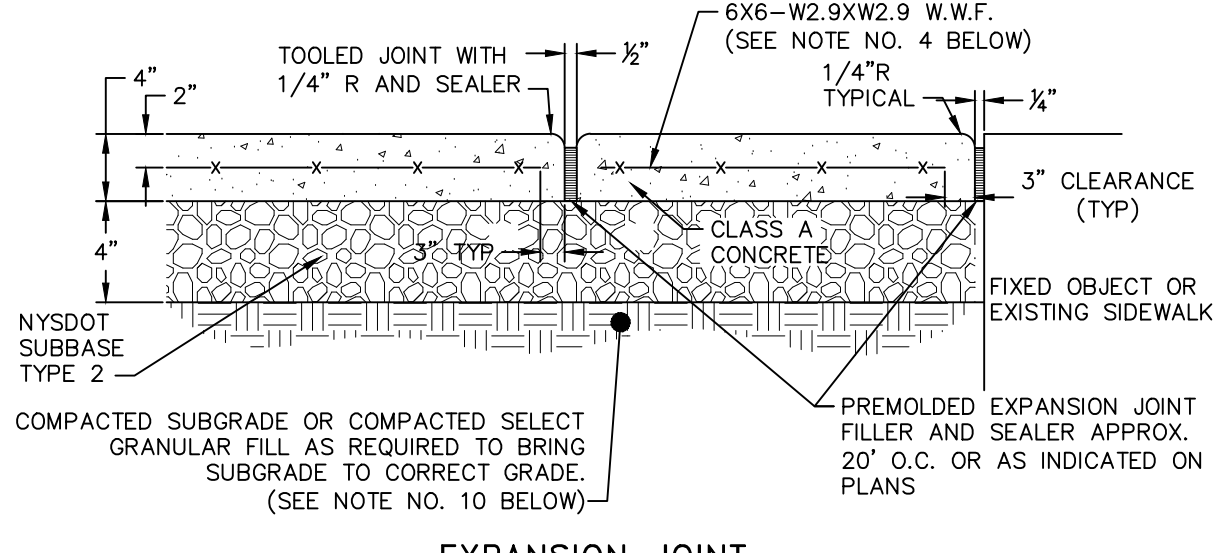
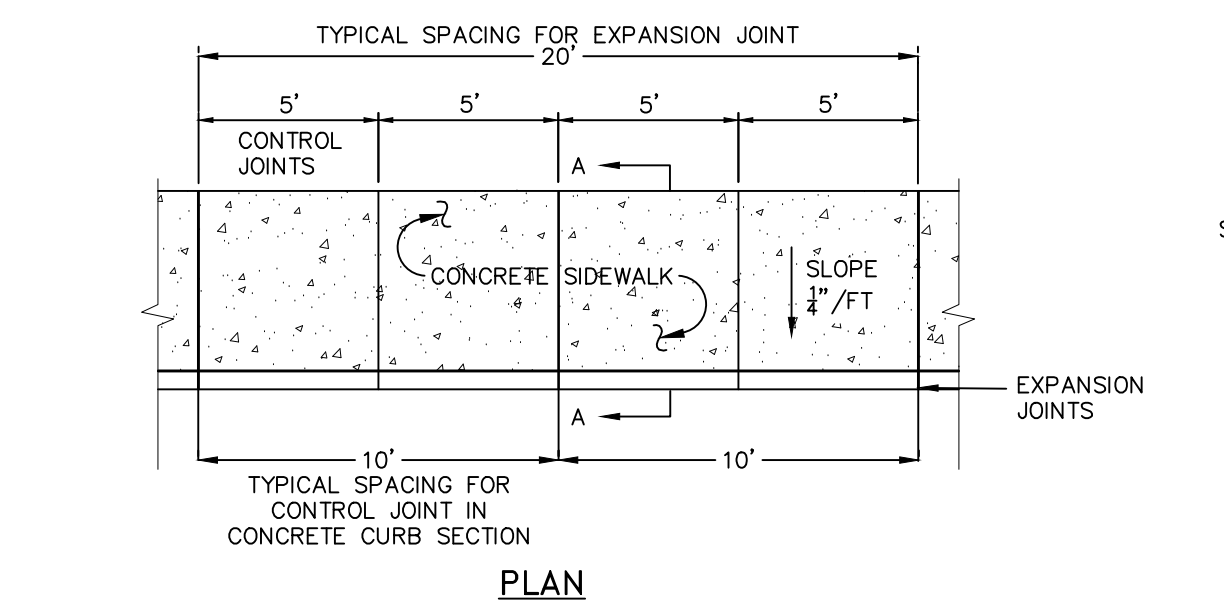
- MONOLITHIC CURB AND SIDEWALK DETAIL FOR ELIZA STREET**
- NOTES:**
- EXPANSION JOINTS OF 1/2" CELLULOSE OR SIMILAR APPROVED MATERIAL SHALL BE PLACED AT 10' INTERVALS.
 - CONTRACTION JOINTS 1" DEEP HAVING 1/4" RADIUS EDGES SHALL BE PLACED AT 5' INTERVALS IN SIDEWALK.
 - EDGES SHALL HAVE 1/2" RADIUS.
 - USE 3500 PSI CONCRETE.
 - BROOM FINISH TOP SURFACE.
 - SIDEWALK SHALL BE A MINIMUM OF 6" THICK AT ALL DRIVEWAYS AND HANDICAP RAMPS.
 - MAXIMUM SLOPE OF 1 ON 12 TO BE USED WHERE SIDEWALK TERMINATES AT HANDICAP RAMPS.

MONOLITHIC CURB AND SIDEWALK DETAIL FOR ELIZA STREET
NOT TO SCALE



- NOTE:**
THE CONCRETE PAVER DRIVE SHALL SUPPORT A MINIMUM OF 75,000 POUNDS PER APPENDIX "D" OF THE 2015 INTERNATIONAL BUILDING CODE

CONCRETE PAVER DETAIL
NOT TO SCALE



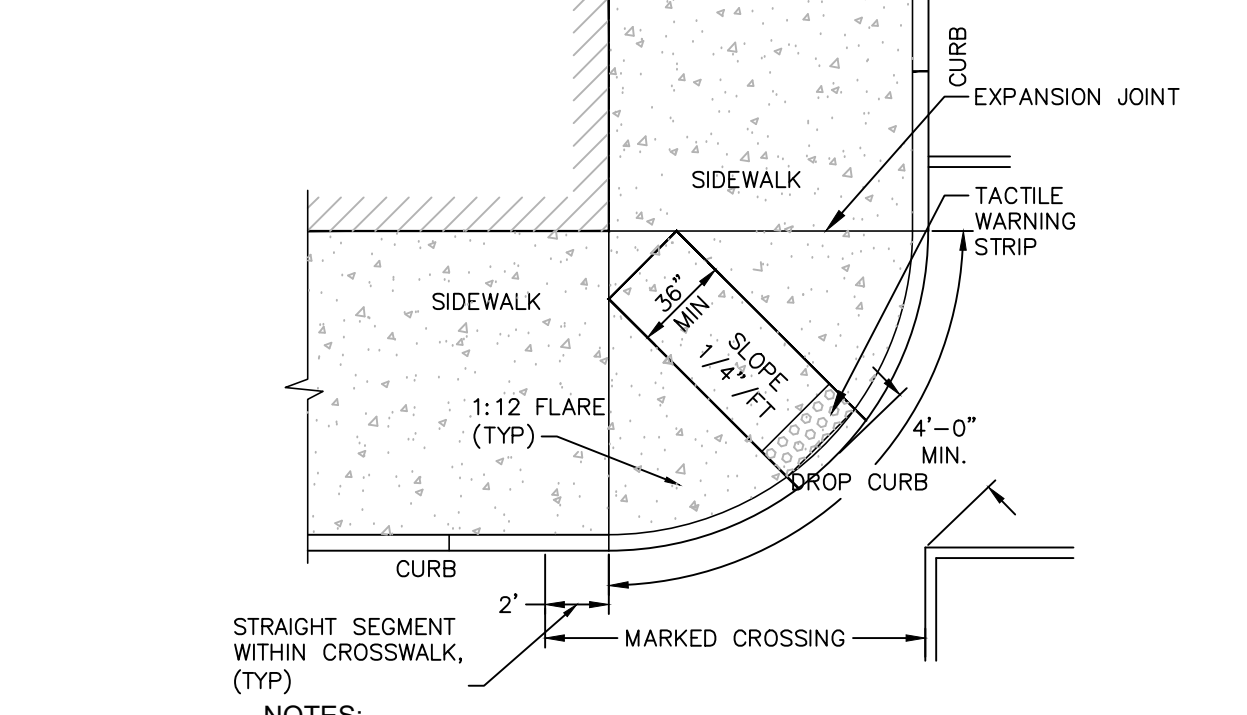
- EXPANSION JOINT**
- NOTES:**
- 10' SPACING OF CONTROL JOINTS SHALL BE USED FOR CAST IN PLACE CONCRETE CURBS.
 - MATERIAL AND METHODS OF CONSTRUCTION SHALL BE IN CONFORMANCE WITH THE NEW YORK STATE DEPARTMENT OF TRANSPORTATION (NYSDOT) STANDARD SPECIFICATIONS FOR CONSTRUCTION AND MATERIALS, DATED JANUARY 2, 2002, AND ALL ADDENDA THERETO; THE ONLY EXCEPTION BEING THAT THE WORK OF THIS CONTRACT SHALL BE MEASURED IN ENGLISH UNITS.
 - ALL CONCRETE SHALL BE 3,500 PSI CLASS A CONCRETE. CONCRETE MATERIALS, PLACEMENT, AND CONSTRUCTION SHALL CONFORM WITH SECTION 500 OF THE ABOVE REFERENCED NYSDOT STANDARD SPECIFICATIONS.
 - REINFORCING STEEL FOR CONCRETE SHALL CONFORM WITH SECTION 556 - REINFORCING STEEL FOR CONCRETE STRUCTURES OF THE ABOVE REFERENCED NYSDOT STANDARD SPECIFICATIONS AND AS SPECIFICALLY CALLED OUT IN THE DRAWINGS.
 - ALL EXPOSED SURFACES SHALL HAVE A BROOM TEXTURED FINISH.
 - EXPANSION JOINTS SHALL BE LOCATED A MAXIMUM OF 20' ON CENTER, OR AS INDICATED ON PLANS.
 - JOINTS SHALL NOT BE SAW CUT.
 - EXPOSED CONCRETE SURFACES SHALL BE TREATED WITH "SUREBOND"/"SAFEBOOND"/"SAFEBOOND"SB-7000 INTENSIFIER BRIGHT PROTECTOR AND SIDEWALK SEALER, OR EQUAL. RATE AND METHOD OF APPLICATION SHALL BE IN ACCORDANCE WITH MANUFACTURER'S RECOMMENDATIONS.
 - SUBBASE MATERIAL SHALL CONFORM WITH SECTION 304 OF THE ABOVE REFERENCED NYSDOT STANDARD.
 - WHERE IT IS NECESSARY TO PLACE FILL FOR PURPOSE OF BRINGING THE SUBGRADE ELEVATION UP TO A SPECIFIED GRADE, THE FILL MATERIAL PLACED SHALL BE IN CONFORMANCE WITH SECTION 203-EXCAVATION AND EMBANKMENT OF THE ABOVE REFERENCED NYSDOT STANDARD SPECIFICATIONS.
 - ALL WORK SHALL CONFORM WITH SECTION 608-SIDEWALK, DRIVEWAYS, AND BICYCLE PATHS OF THE ABOVE REFERENCED NYSDOT STANDARD SPECIFICATIONS.

CONCRETE SIDEWALK DETAIL
NOT TO SCALE



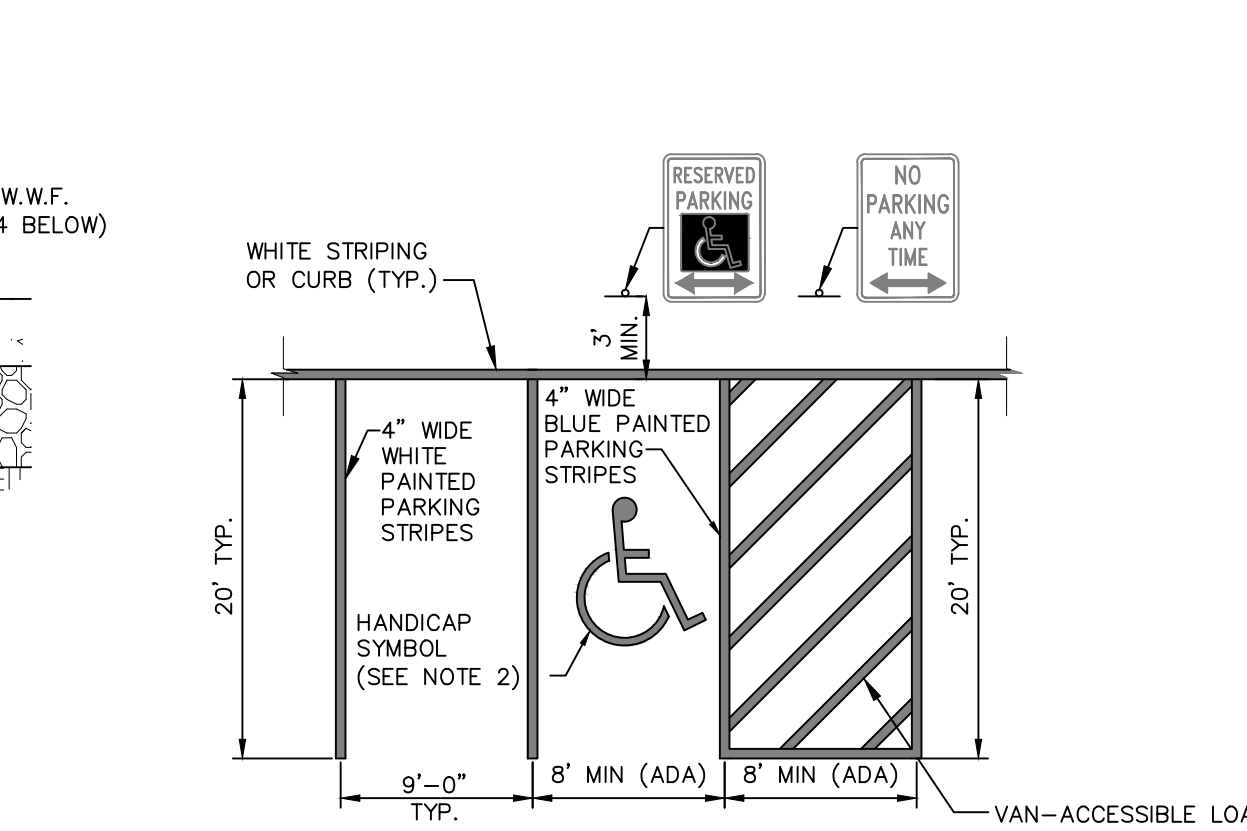
- NOTES:**
- ALL WORK SHALL CONFORM WITH THE NYSDOT STANDARD SPECIFICATION FOR CONSTRUCTION AND MATERIALS DATED, JANUARY 2, 2002 AND ALL ADDENDA THERETO; SPECIFICALLY SECTION 608- SIDEWALKS, DRIVEWAYS, AND BICYCLE PATHS.
 - SLOPE RAMP AND SIDE FLARES AS INDICATED IN THE PLANS OR AS ORDERED BY THE ENGINEER.
 - TACTILE WARNING STRIPS SHALL BE PROVIDED ON ALL RAMPS IN ACCORDANCE W/ ADA REQUIREMENTS.

PEDESTRIAN RAMP WITH FLARED SLOPES DETAIL
NOT TO SCALE



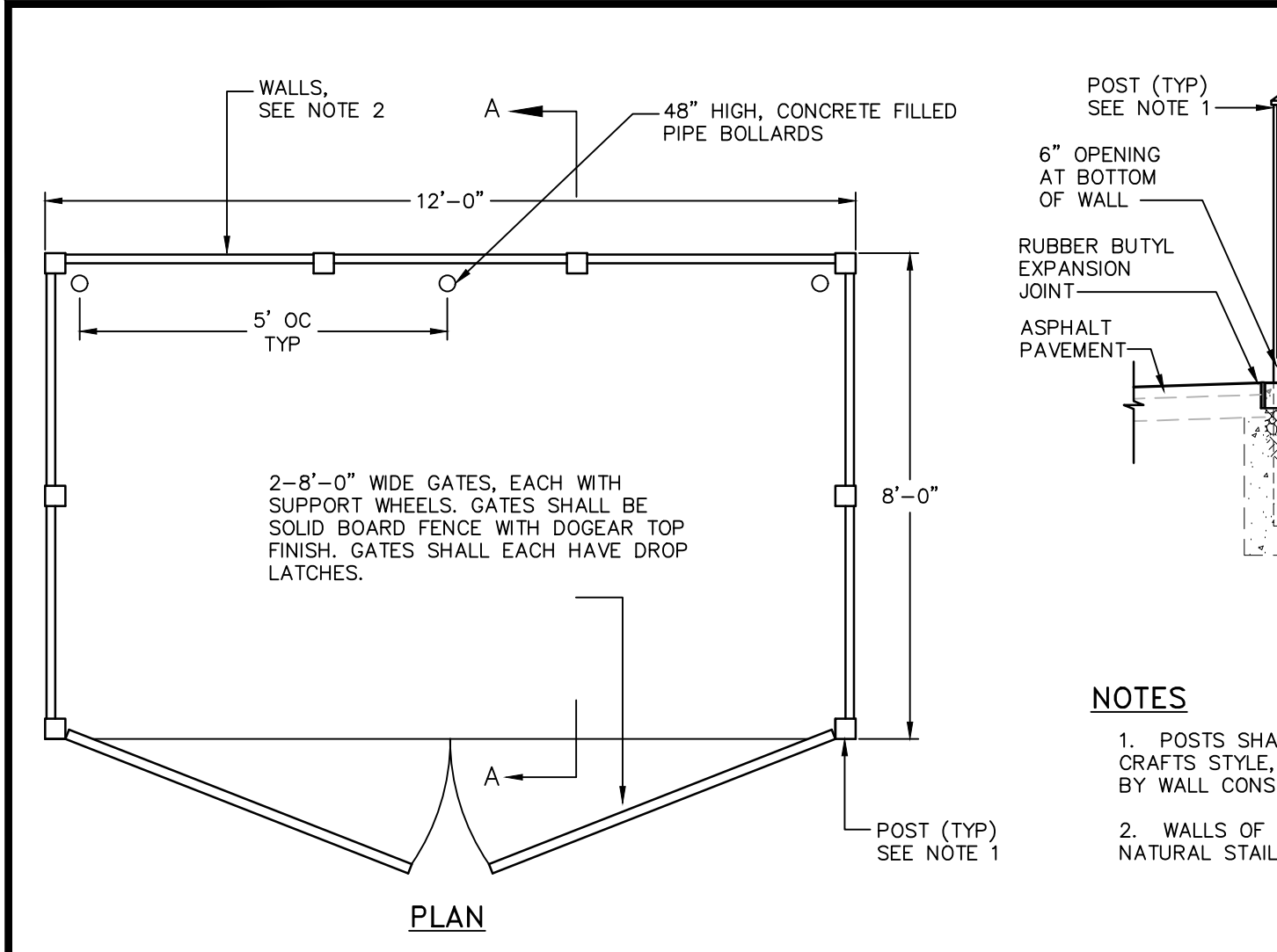
- NOTES:**
- POSTS SHALL HAVE A DECORATIVE CAP, CONSISTENT WITH THE ARTS & CRAFTS STYLE, AS APPROVED BY OWNER. POST SPACING SHALL BE AS REQUIRED BY WALL CONSTRUCTION.
 - WALLS OF DUMPSTER ENCLOSURE SHALL BE A SOLID WOOD PRIVACY FENCING NATURAL STAIN OR PAINT TO COMPLEMENT BUILDING.

TRASH ENCLOSURE DETAILS
NOT TO SCALE



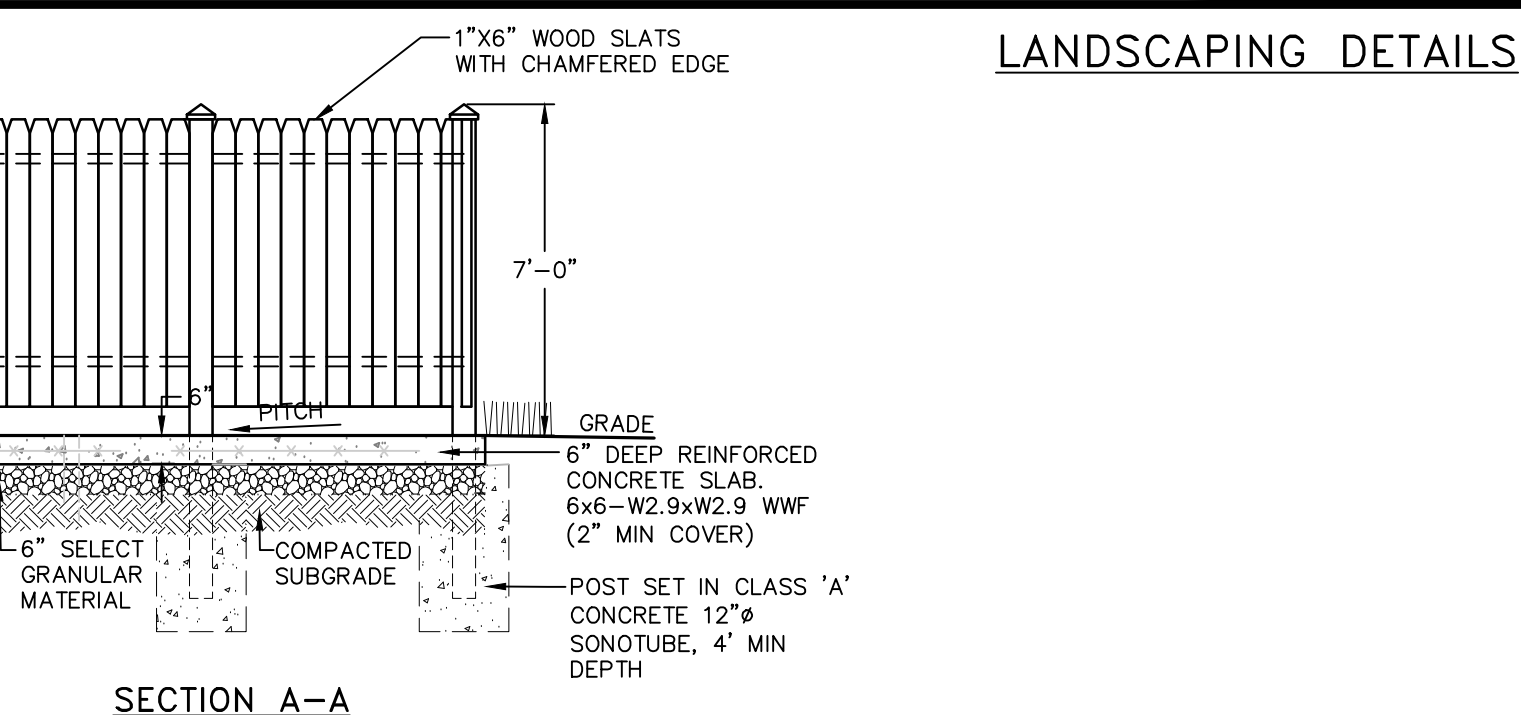
- NOTES:**
- ALL DIMENSIONS SUBJECT TO CURRENT MUNICIPALITY ZONING AND SITE REGULATIONS.
 - PAINTED HANDICAP SYMBOL TO BE IN ACCORDANCE WITH NYSDOT AND ADA STANDARDS.
 - IF PARKING ABUTS A SIDEWALK, THEN THE REGULATORY SIGNS SHALL BE PLACED BEHIND THE SIDEWALK.

PARKING AND STRIPING DETAIL
NOT TO SCALE



- NOTE:**
- WATER PER NURSERY SPECIFICATIONS IMMEDIATELY FOLLOWING PLANTING.
 - DETAIL IS FOR BOTH BALL & BURLAPPED OR CONTAINERED SHRUBS.

SHRUB PLANTING DETAIL
NOT TO SCALE



- NOTE:**
- WATER PER NURSERY SPECIFICATIONS IMMEDIATELY FOLLOWING PLANTING.
 - DETAIL IS FOR BOTH BALL & BURLAPPED OR CONTAINERED SHRUBS.

TREE DETAIL
NOT TO SCALE

DRAWN BY: CMB				CHECKED BY: MAB			
REVISIONS:				REVISIONS:			
NO.	DATE	DESCRIPTION	BY	NO.	DATE	DESCRIPTION	BY
2	3/26/19	ADDED SHEET	CMB				
3	4/30/19	PER PLANNING BOARD COMMENTS	CMB				
4	5/28/19	PER PLANNING BOARD COMMENTS	ESR				
5	6/25/19	NO CHANGES THIS SHEET	AG				

SEAL

HUDSON LAND DESIGN
HUDSON LAND DESIGN
PROFESSIONAL ENGINEERING P.C.
174 MAIN ST., BEACON, NEW YORK 12508
13 CHAMBERS ST., NEWBURGH, NEW YORK 12550
PH: 845-440-6926
F: 845-440-6637

SITE & LANDSCAPE DETAILS

53 ELIZA STREET

53 ELIZA STREET
CITY OF BEACON
DUTCHESS COUNTY, NEW YORK
TAX ID: 6054-29-031870

JOB #: 2018:032
DATE: 8/28/18
SCALE: AS NOTED
TITLE: CD-1
SHEET: 10 OF 13